





AGENCY EVALUATION REPORT

2021-2022



A LETTER FROM THE EXECUTIVE TEAM

Stanford Sierra Youth & Families transforms lives by nurturing permanent connections and empowering families to solve challenges together, so every child can thrive. This annual evaluation report highlights our data and demonstrates the impact of the important work that is done within homes, schools, and communities. Our data and outcomes reflect how we honor the voices of our youth and families, how we work in partnership to ensure that no family is left unserved, and how we lead with excellence.

The data within this report evaluates:

- Program outcomes – ***Are young people better when they complete their program?***
- Satisfaction of each youth and their family – ***Did they get what they expected and needed?***
- Implementation of programs – ***Did we follow the model and meet program goals?***

The 21/22 Fiscal Year kicked off with our dedicated staff providing services that were still influenced by COVID protocols, but not dictated by them. We returned to meeting with youth and families in their homes, their communities, their safe spaces. While some services were completed via telehealth, many of the services required human connection and engagement. Our staff continued to utilize Collaborative Documentation, supporting increased transparency with youth and families in reviewing the documentation being written about them. *Nothing about them, without them.* Our data captures our tenacious spirit of doing whatever it takes to make a difference in the lives of youth and families.

This annual evaluation report honors our staff for their commitment to asking the often tough questions and collecting the data; our evaluations team for assessing the data and reporting out so that we can continue to learn and grow; and our youth and families for trusting us with their personal life stories so that we can continue to be an integral support within the communities we serve.

Executive Leadership Team

DR. LAURA HEINTZ
Chief Executive Officer

JOVINA NEVES
Chief Financial Officer

APRIL LUDWIG
Chief Compliance Officer

EBONY CHAMBERS MCCLINTON
Chief Equity & Partnership Officer

ONTSON PLACIDE
Chief Program Officer

BRITTANY HONEYMAN
Executive Assistant

CHRISTIE SHORROCK
Director of Development

CHRISTINA CAGLE
Director of Family & Youth Partnership

CHRISTINE STANESCU
Controller

DANIELLE VANAMAN
Program Director

DEBORAH BENNETT
Clinical Director

GIBRÁN MÉNDEZ
Director of Quality Improvement

JACQUENETTE MICHAEL
Program Director

KIMBERLY WOODS-BURCH
Director of Human Resources

RICHELLE WHITEFORD
Director of Administrative Services

TERRELL THOMAS
Strategic Initiative Officer

THOMISHA WALLACE
Youth Advocate Manager

TONYA BAUHOFFER
Clinical Program Director

YURI KIMURA
Program Director

WHO WE ARE

Our Mission

Transforming lives by nurturing permanent connections and empowering families to solve challenges together, so every child can thrive.

Our Vision

We envision our communities with safe, lifelong connections for all young people, built and strengthened through generations of empowered families.

Our Values

 Compassion

 Excellence

 Integrity

 Equity

 Honor

 Partnership

TABLE OF CONTENTS

3 Who We Are

4 Who We Serve

9 Our Work

14 Satisfaction Survey

15 Program Report Cards

WHO WE SERVE

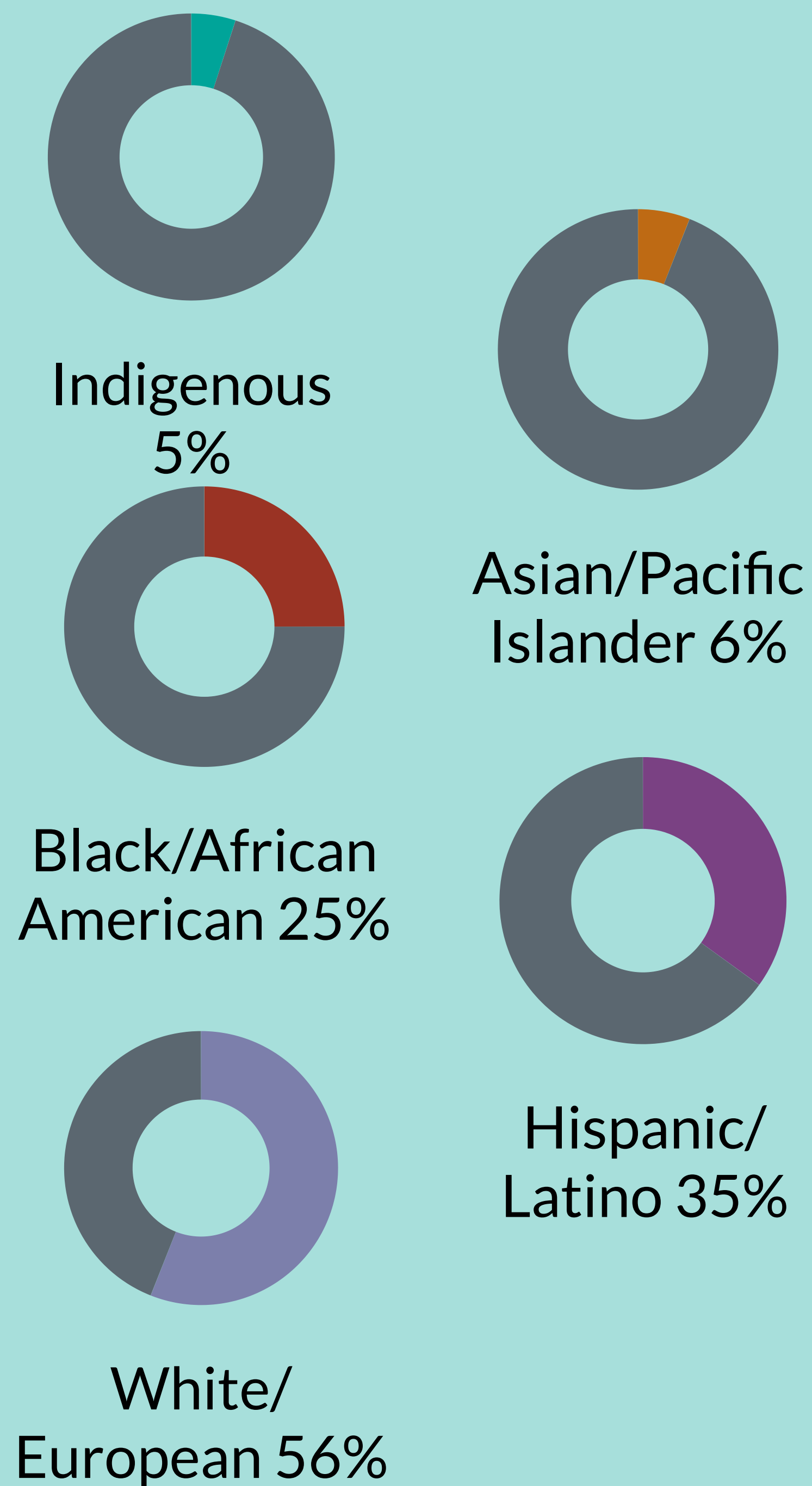


In addition to our program location counties, we served individuals referred from these additional counties:

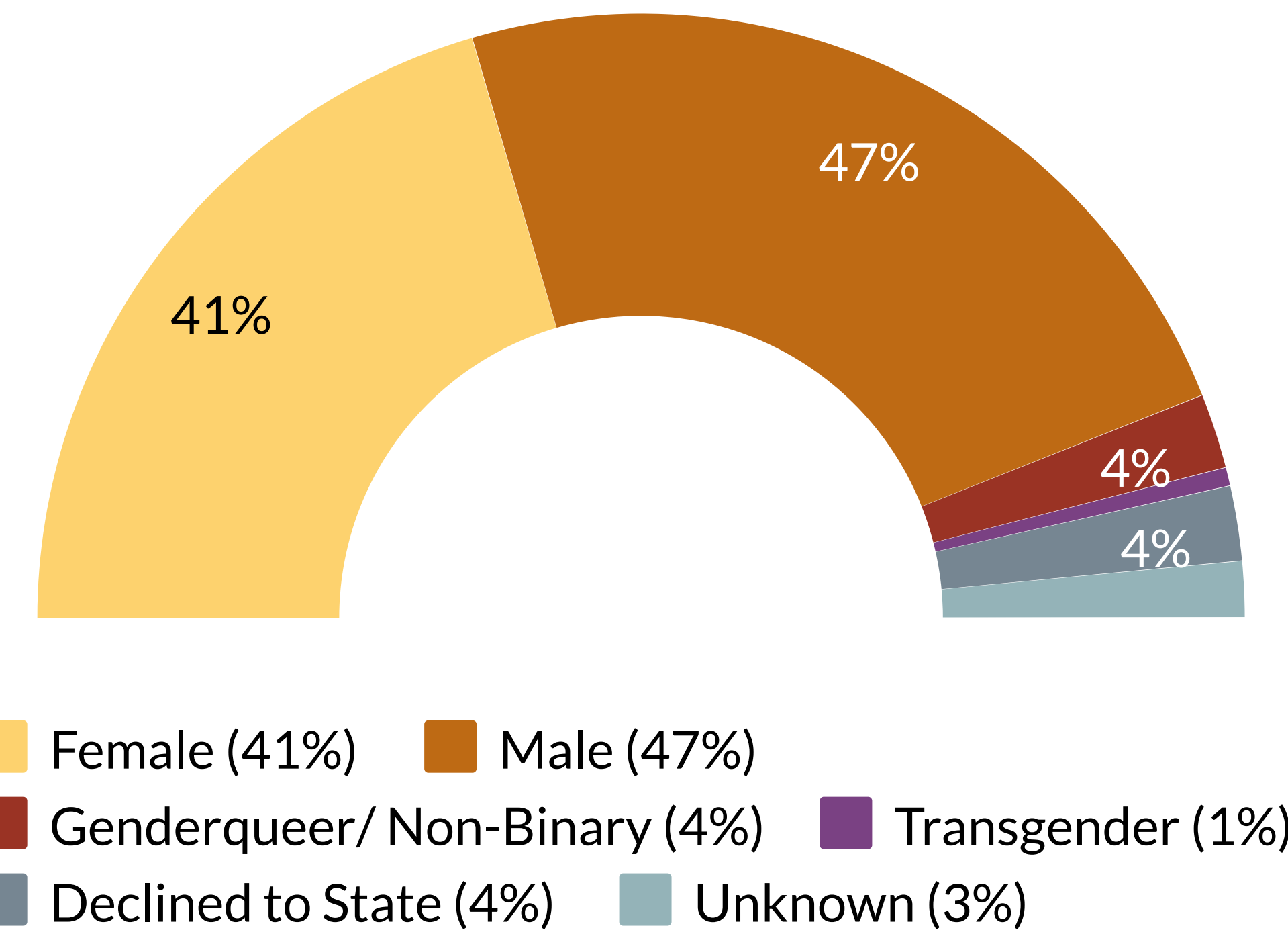
- Alameda
- Butte
- Contra Costa
- Glenn
- Humboldt
- Los Angeles
- Mendocino
- Monterey
- Riverside
- San Francisco
- San Joaquin
- Santa Clara
- Shasta
- Sierra
- Siskiyou
- Solano
- Sonoma
- Stanislaus
- Tehama
- Tulare
- Tuolumne
- Yuba

WHO WE SERVE

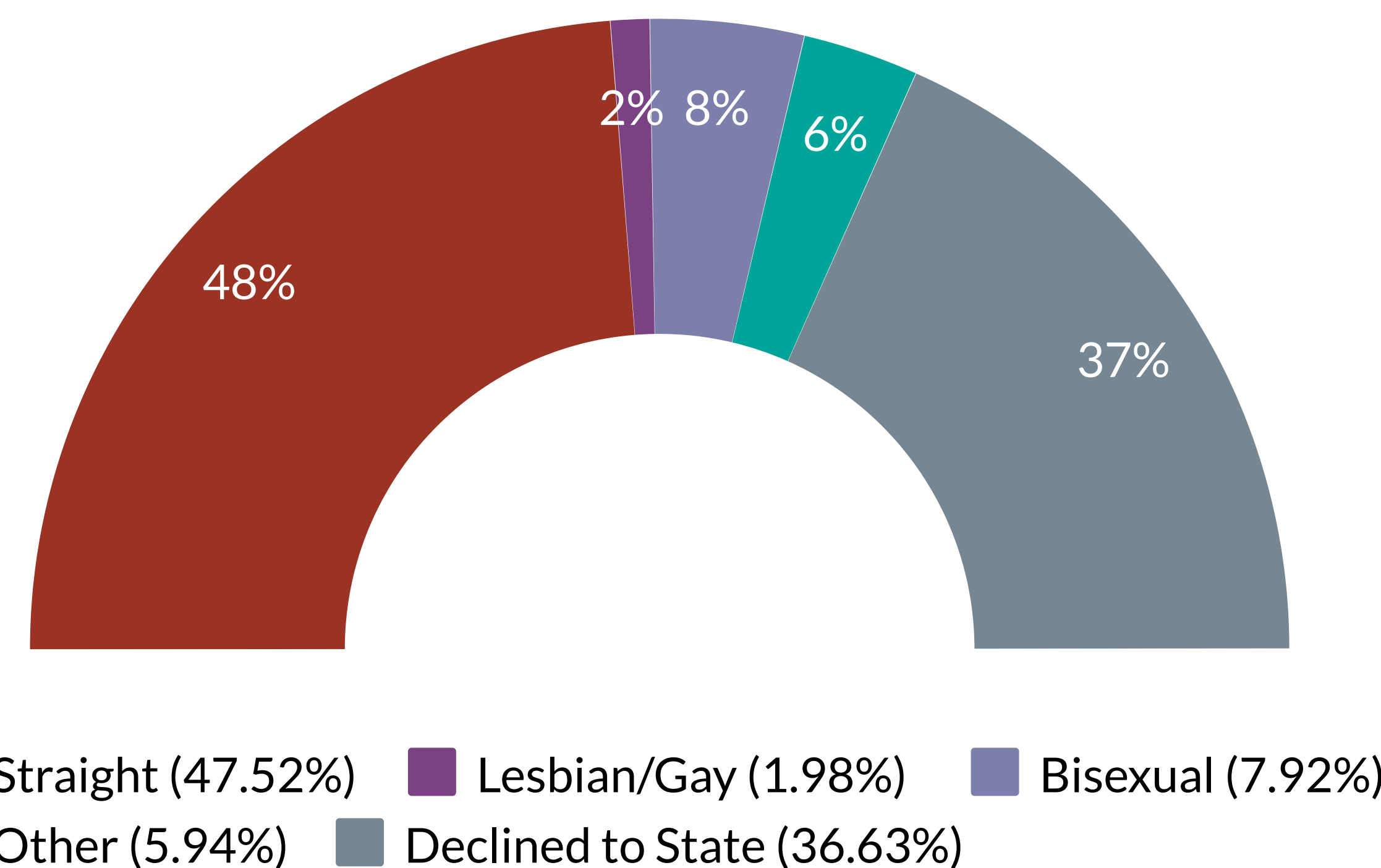
Race & Ethnicity



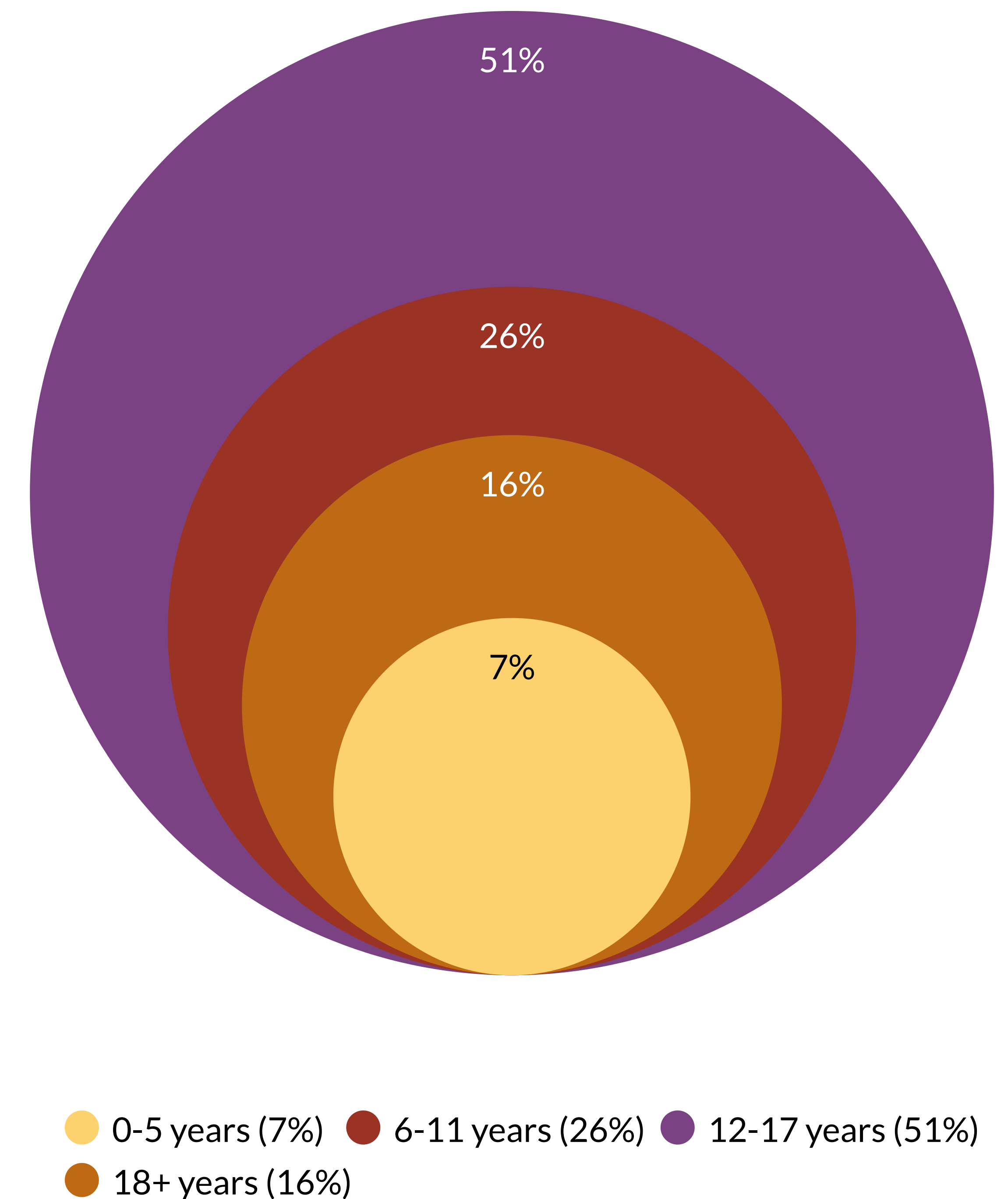
Gender Identity



Sexual Orientation



Age of Individuals

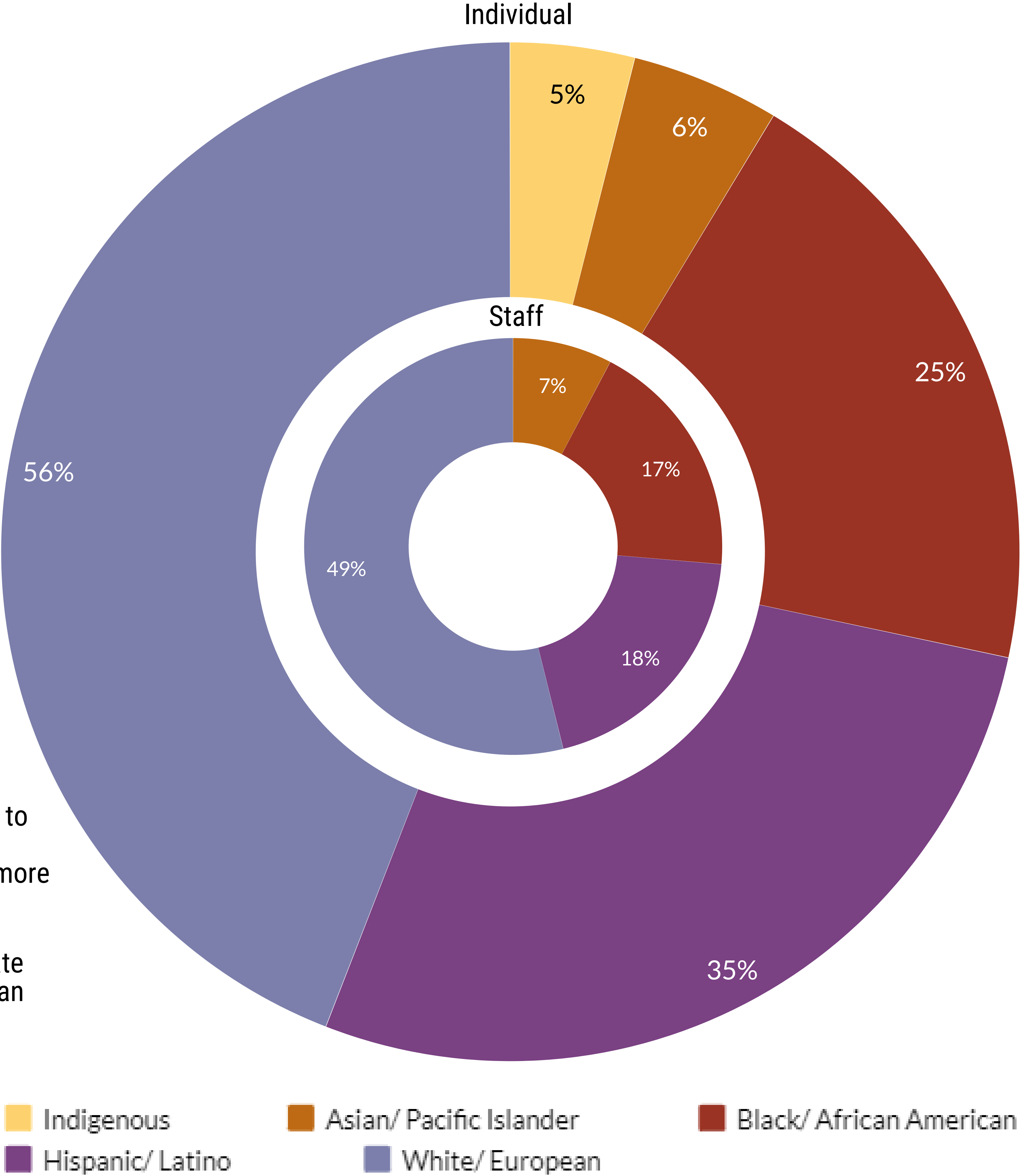


*3% of individuals declined to state/ did not know
 *43% of individuals chose more than one race/ethnicity.

*Percentages will not add up to 100% as this includes individuals who have identified as being more than one race/ethnicity.

WHO WE SERVE

Staff to Individual Comparison: Race/Ethnicity



*3% of individuals declined to state/ did not know
*43% of individuals chose more than one race/ethnicity

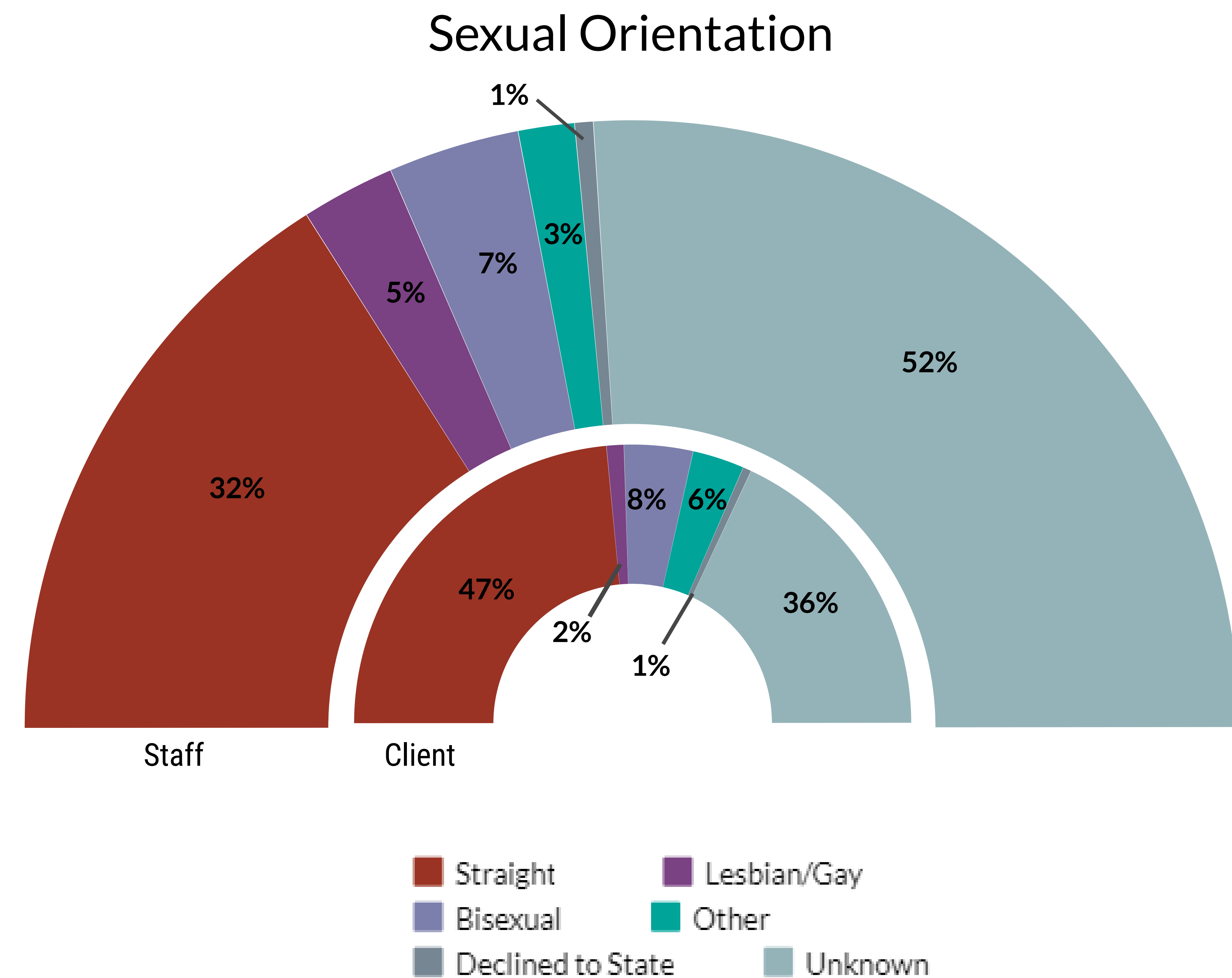
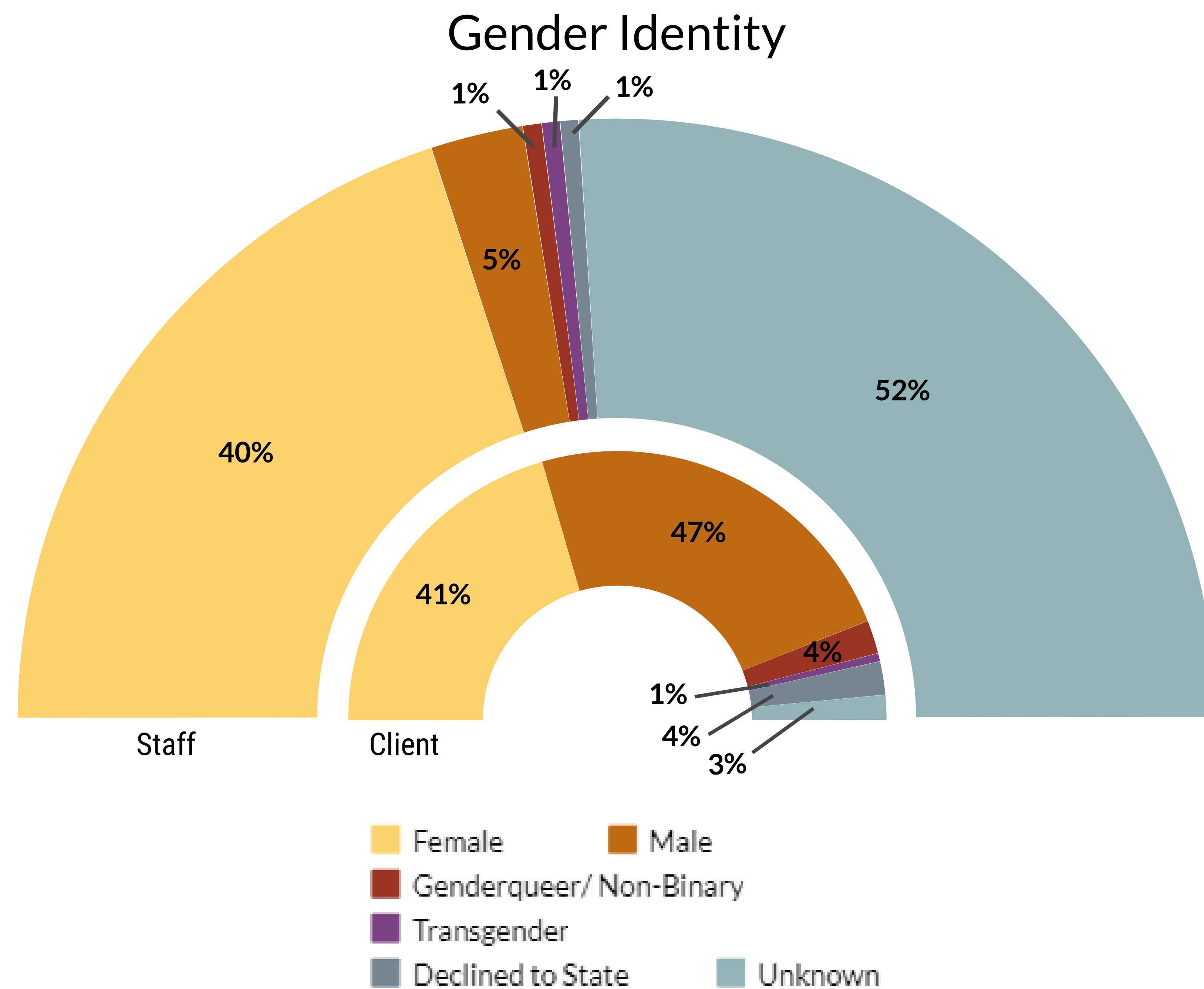
*4% of staff declined to state
*6% of staff chose more than one race/ethnicity

Equity

We strive to be fair and impartial by providing access and opportunities to be as healthy as possible. We work to eliminate disparities that adversely affect marginalized groups by reducing barriers and increasing access to behavioral/mental and social services.

WHO WE SERVE

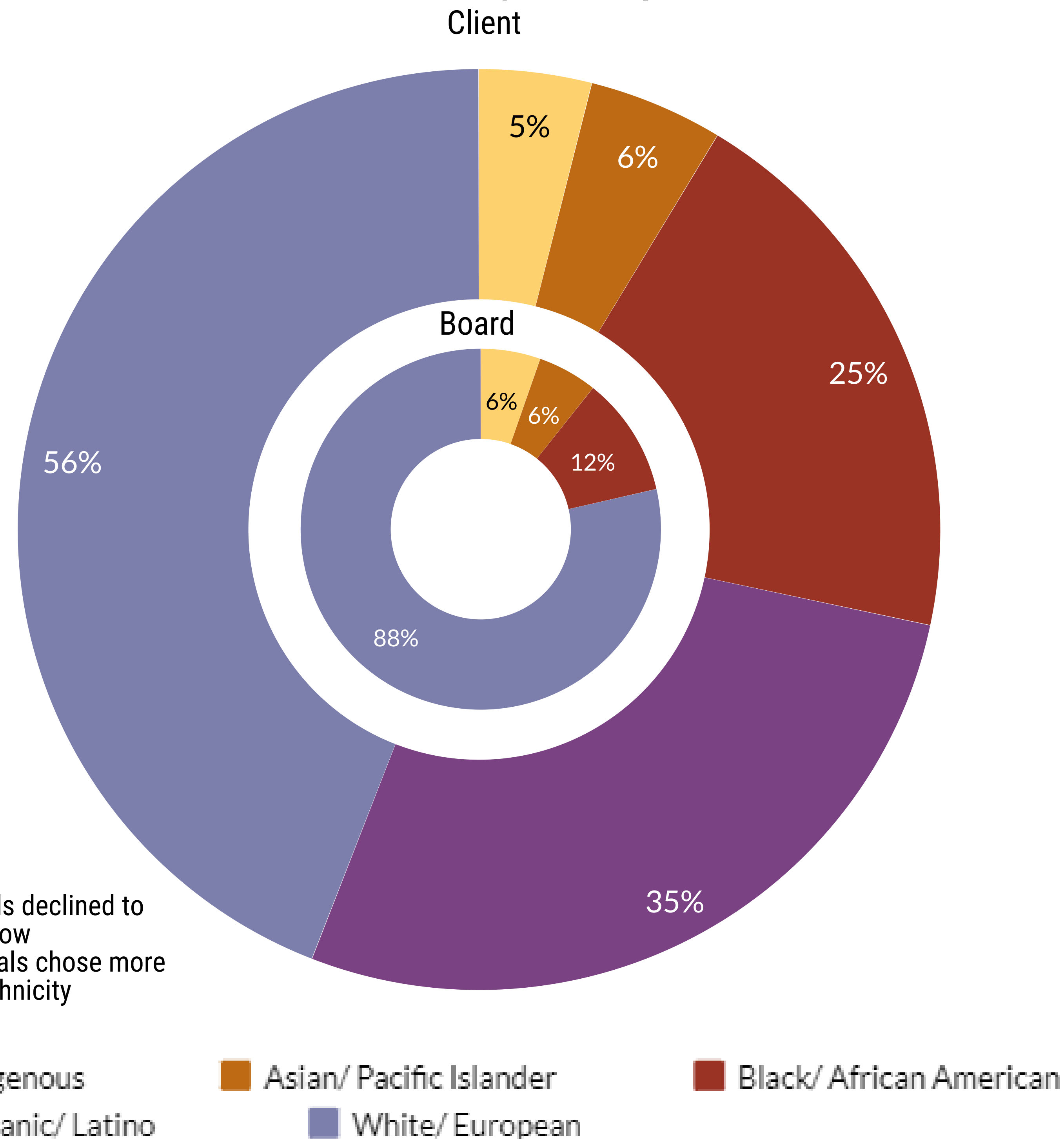
Staff to Individual Comparison: Gender Identity & Sexual Orientation



WHO WE SERVE

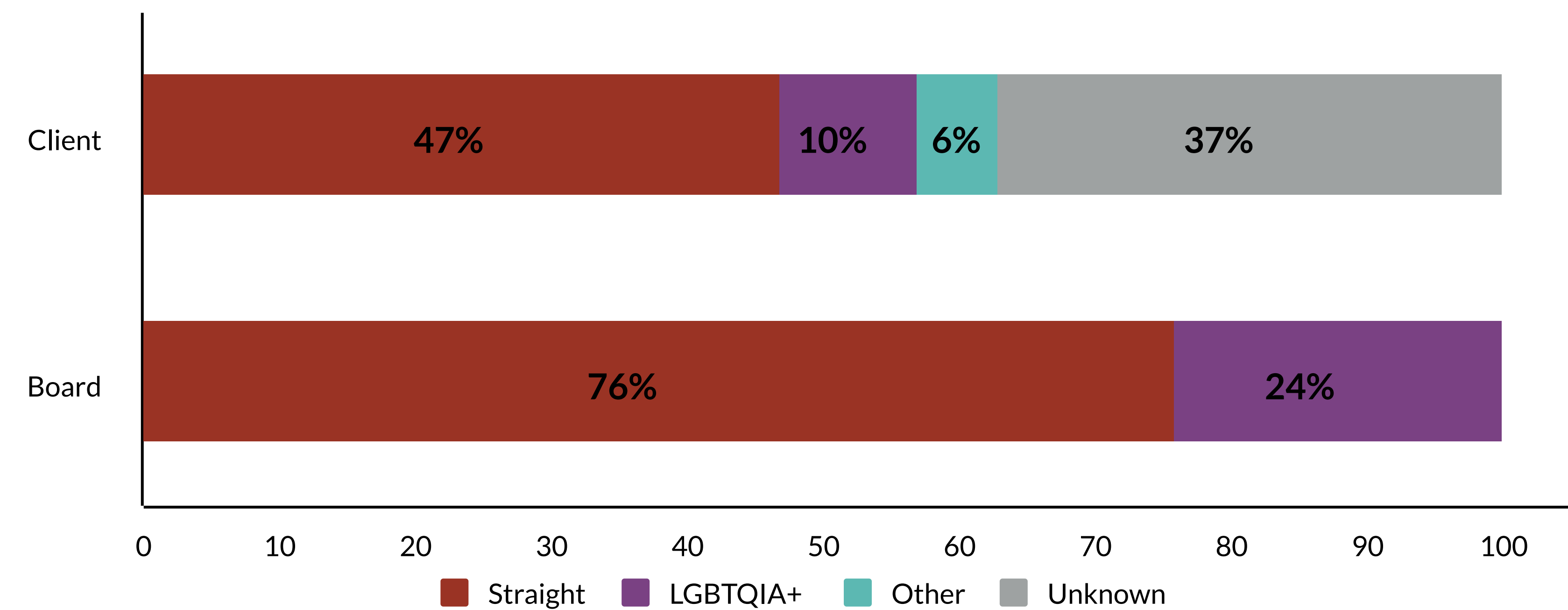
Board to Individual Comparison

Race & Ethnicity Comparison

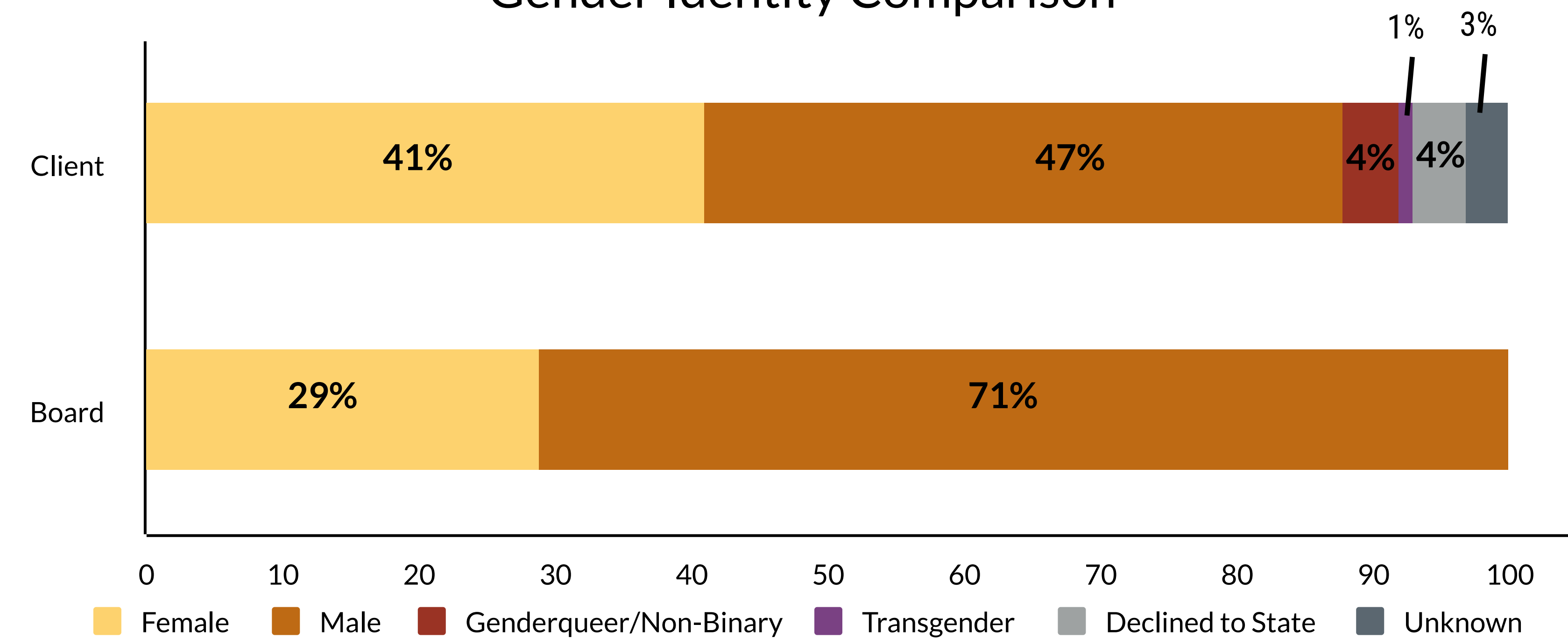


*3% of individuals declined to state/ did not know
 *43% of individuals chose more than one race/ethnicity

Sexual Orientation Comparison



Gender Identity Comparison

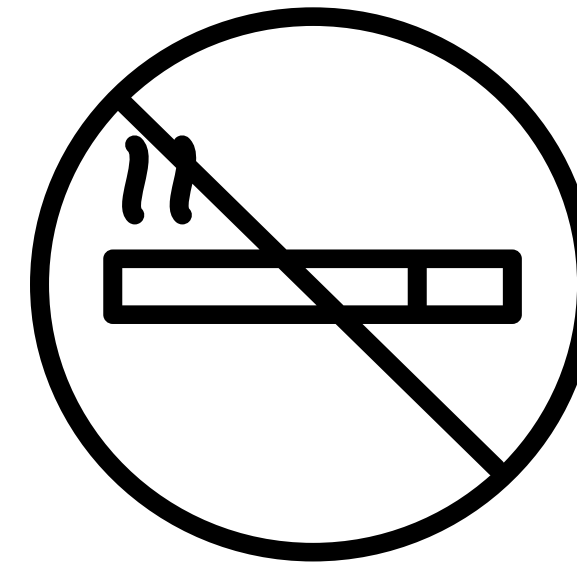


DIVERSITY, EQUITY, & INCLUSION

The DEI activities implemented
in the 21/22 FY were:

- Launch of Affinity Groups
- Launch of Cultural Brokers
- Held two DEI community forums
- Facilitated quarterly Cultural Insight Activities (CIA)
- Released our DEI statement both internally and externally (website/social media)
- Continued our commitment to Behavioral Health Racial Equity Collaborative (BHREC) and worked on deliverables in our BHREC plan to strengthen diversity, equity and inclusion in the workforce

OUR WORK: HIGHLIGHTS



94%

of individuals
decreased risk of
substance abuse




82%

of individuals were
living in a **family**
setting after services
ended




96%

of individuals showed
reduced risk of
engaging in **self-harm**
behaviors



82%

of individuals had
positive behaviors in
a **school setting**




44

Adoptions



19


Reunifications



7


Guardianships

OUR WORK: HIGHLIGHTS



2,669

individuals
were served in
FY 2021/2022



48,505

service hours
spent with youth
& families

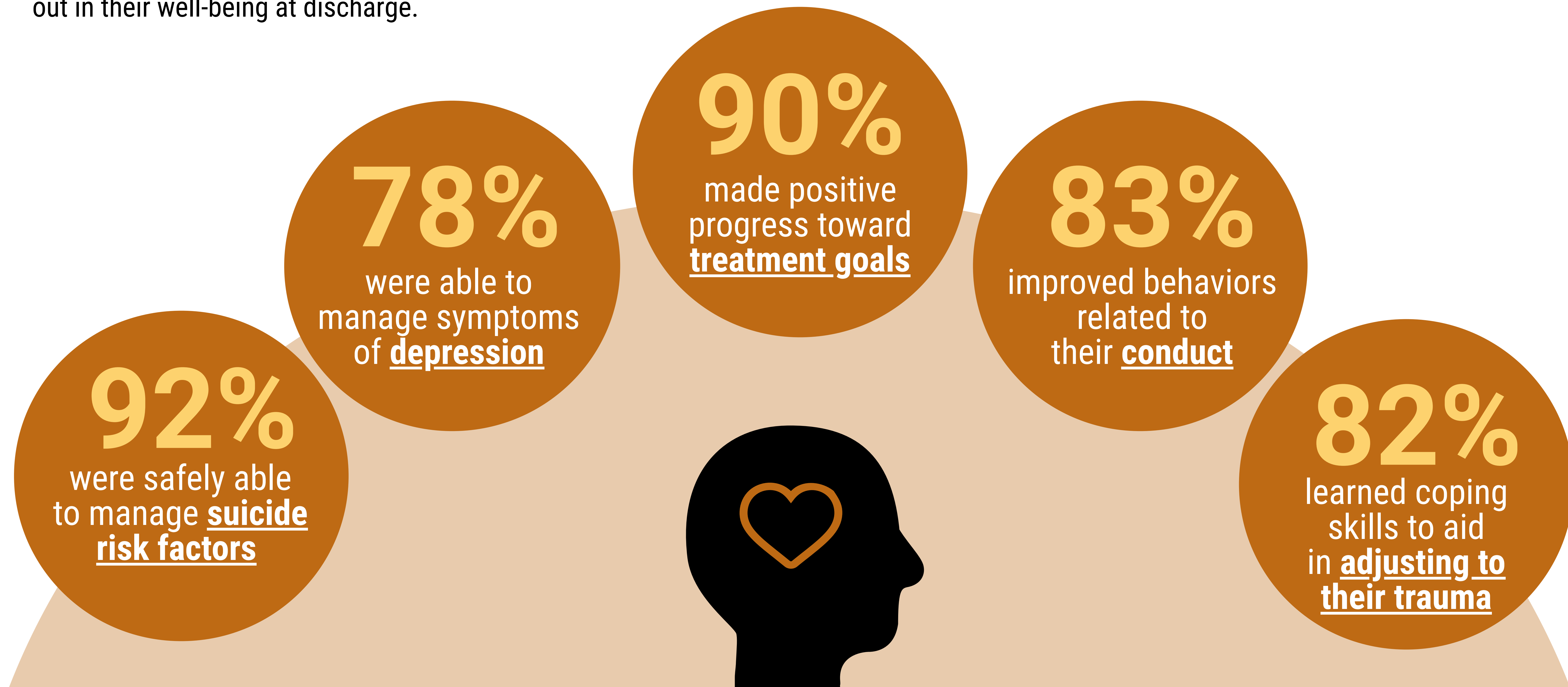


6,673

youth and their families were supported through
comprehensive services, creating a broader reach
beyond our individual clients

OUR WORK: OVERALL WELL-BEING

Stanford Sierra Youth & Families uses the CANS (Child Adolescence Needs & Strengths) Assessment as a tool to gauge the overall well-being of youth participating in a variety of our programs. Through these assessments, we can see how a child has improved or maintained positive behaviors and functioning upon completion of services. The graphic below highlights areas where our youth stood out in their well-being at discharge.



OUR WORK: FAMILY CONNECTIONS

186
supports (*family members or other adults in a youth's life*) located for youth in our Destination Family program

71%
displayed positive family functioning upon discharge

84%
were in stable living situations at discharge

91%
were not at risk of running away

70
youth achieved permanency at discharge



OUR WORK: FAMILY & YOUTH EMPOWERMENT


268
hours spent
supporting Placer
County Families
Post Placement in
foster care

82%
showed reduced
risk for engaging
in delinquent
behaviors

72
matches
with mentors in the
Wonder Program

71%
improved
their social
functioning

75%
exemplified
resiliency as
strength upon
exiting their
program



WELL-BEING & SATISFACTION

97%
of respondents
expressed feeling
at least some
**satisfaction with
services**



The Well-Being & Satisfaction Surveys are conducted via phone to youth & families who received our services. The surveys are administered 30 days after an individual has closed from their program to explore agency impact to the individuals we serve.



"Really loved everyone on the team they were super kind, supportive and understanding. Very grateful for Stanford Sierra."

WELL-BEING & SATISFACTION

"Thank you so much for the help. There has been such a huge difference, and I notice the changes within both of my daughters."


83%
of respondents
agreed or
strongly agreed
that they felt
more connected
with their family




82%
of respondents
agreed or strongly
agreed that they
felt **more**
empowered

"I feel
appreciative for
the support they
give. It is nice to
have someone to
talk to."

PROGRAM REPORT CARDS



Family & Youth
Empowerment



Mental Health



Permanency



Juvenile Justice


This section looks at each program with measurable outcomes for FY 2021-2022 and highlights noteworthy achievements for the youth served in these programs. The programs are categorized by type, indicated by the icon on the page.

PROGRAM REPORT CARD:

Community Based Family Services - El Dorado (EDCBFS)


Program Statement

A mobile community based outpatient specialty mental health program serving El Dorado County Medi-Cal eligible youth and families in their homes or in a community based-setting.





45
Individuals
Served

**NEW
INDIVIDUALS
45
DISCHARGES
24**




89%
of individuals made
progress towards their
treatment goals

Mental Health



88%
of individuals
improved in Overall
CANS Scores



HIGHLIGHTS

100%
of individuals
showed
improvement with
interpersonal
skills

100%
of individuals
showed
improvement
with risk
behaviors


83%
of individuals
showed
improvement
with behavioral/
emotional needs

PROGRAM REPORT CARD:

Community Based Family Services - Napa (NCBFS)


Program Statement

A community based outpatient mental health program serving Medi-Cal youth in the Napa County School district. The program is co-located at the school site, and services can be delivered at the school, or within the community with the youth and family.





29
Individuals
Served

NEW
INDIVIDUALS
13
DISCHARGES
39




89%
of individuals made
progress towards their
treatment goals

Mental Health



100%
of individuals
improved in Overall
CANS Scores



HIGHLIGHTS

100%
of individuals
showed
improvement
with
strengths

100%
of individuals
showed
improvement
with risk
behaviors

100%
of individuals
showed
improvement
with behavioral/
emotional needs


100%
of individuals
showed
improvement
with social
needs

PROGRAM REPORT CARD:

Community Based Family Services - Yolo (YCBFS)

Program Statement

A community based outpatient mental health program serving Yolo Medi-Cal eligible youth and families. YCBFS has the capacity to serve youth and their families when their clinical needs are subject to an increase or decrease in service intensity.




129
Individuals
Served

NEW
INDIVIDUALS
55
DISCHARGES
94




85%
of individuals made
progress towards their
treatment goals

Mental Health



93%
of individuals
improved in Overall
CANS Scores



HIGHLIGHTS

100%
of individuals
showed
improvement
with **other self**
harm behaviors

85%
of individuals
showed
improvement
with **behavioral/**
emotional needs


81%
of individuals
showed
improvement
with **risk**
behaviors

PROGRAM REPORT CARD:

Commercial Sexual Exploitation of Children (CSEC)

Program Statement

The program blends wraparound planning, mentoring, and positive youth development, as well as integrates a trauma-informed, gender-responsive approach in supporting youth who have been sexually trafficked. Youth Advocates work with CSEC, incorporating the evidenced model Seeking Safety to address the youth's individual needs, while also building upon their strengths, skills, and positive connections to the community.



39
Individuals
Served

NEW
INDIVIDUALS
23
DISCHARGES
13




83%
of individuals made
progress towards their
treatment goals

Family & Youth Empowerment



85%
of individuals had no
imminent risk of
homelessness



HIGHLIGHTS

100%
of individuals
showed
improvement
with **family**
strengths

100%
of individuals
showed
improvement
with **cultural**
identity


100%
of individuals
showed
improvement
with
community life

PROGRAM REPORT CARD:

Destination Family

Program Statement

A program that finds and supports a family for youth who are living in long-term foster care. The team wraps support around youth to prepare them for a family. The program provides family finding, focused recruitment, and ongoing family supports.




61
Individuals
Served



ADOPTIONS
7
REUNIFICATIONS
0
GUARDIANSHIPS
3

Permanency



27
youth are open to the possibility of permanency



48%
of all identified supports* were found
through the efforts of the Destination
Family Team


**Supports can be extended family members,
adult siblings, or other adults in a child's life*

PROGRAM REPORT CARD:

Family Preservation

Program Statement

A community-based, outpatient mental health program, that provides mental health services to eligible youth and a wide array of techniques that utilize family and individual strengths to build support. The program aims to build upon the youth's strengths and successes, increase resiliency, reinforce family connections and improve overall mental and behavioral health.





121
Individuals
Served

NEW
INDIVIDUALS
54
DISCHARGES
90




80%
of individuals made
progress towards their
treatment goals

Mental Health



90%
of individuals
improved in Overall
CANS Scores

The Average Length of
Service for an
individual in the
program was **245** Days



HIGHLIGHTS

100%
of individuals
showed
improvement
with suicide risk

87%
of individuals
showed
improvement
with risk
behaviors


86%
of individuals
showed
improvement
with social
functioning

PROGRAM REPORT CARD:

Flexible Integrated Treatment (FIT) - Citrus Heights

Program Statement

A community-based outpatient mental health program serving Medi-Cal eligible youth and families. The FIT program provides family-driven, culturally competent, strength-based, trauma-informed mental health services and supports to youth and families




669
Individuals
Served

NEW
INDIVIDUALS
268
DISCHARGES
424




88%
of individuals made
progress towards their
treatment goals

Mental Health



90%
of individuals
improved in Overall
CANS Scores



HIGHLIGHTS

100%
of individuals
showed
improvement
with substance
use

98%
of individuals
showed
improvement
with decision
making


87%
of individuals
showed
improvement
with risk
behaviors

PROGRAM REPORT CARD:

Flexible Integrated Treatment (FIT) - Sacramento

Program Statement

A community-based outpatient mental health program serving Medi-Cal eligible youth and families. The FIT program provides family-driven, culturally competent, strength-based, trauma-informed mental health services and supports to youth and families




546
Individuals
Served

NEW
INDIVIDUALS
162
DISCHARGES
394




90%
of individuals made
progress towards their
treatment goals

Mental Health



90%
of individuals
improved in Overall
CANS Scores



HIGHLIGHTS

100%
of individuals
showed
improvement
with runaway
behaviors

98%
of individuals
showed
improvement
with suicide risk


87%
of individuals
showed
improvement
with social
functioning

PROGRAM REPORT CARD:

Juvenile Justice Intervention Services (JJIS)

Program Statement

A prevention and intervention program that supports the Restorative Justice Model, which is focused on community protection, victim restoration, and offender accountability. Referrals are received from the Sacramento County Probation Department.



234
Individuals
Served

NEW
INDIVIDUALS
234
DISCHARGES
186




95%
of individuals made
progress towards their
treatment goals

Juvenile Justice



91%
of individuals
improved in Overall
CANS Scores



HIGHLIGHTS

100%
of individuals
showed
improvement
with substance
use

92%
of individuals
showed
improvement
with intentional
misbehaviors


83%
of individuals
showed
improvement
with anger
control

PROGRAM REPORT CARD:

Pathways to Permanency

Program Statement

A program uniquely focused on permanency. The program provides services to every type of family - birth, kinship, foster, and adoptive - to promote secure attachment with lifelong permanency as the goal.



140
Individuals
Served

ADOPTIONS
28
REUNIFICATIONS
19
GUARDIANSHIPS
4



149
Total
Placements

66
New
Placements

Permanency



The Pathways to
Permanency Team
helped to place
children from **21**
counties throughout
California



117
families
attended
orientation

23
families were
approved to be
Resource
Parents


9
Step
Parent
Adoptions

PROGRAM REPORT CARD:

Peer Partner Services - El Dorado

Program Statement


To engage youth and caregivers more fully in their case planning and services process, and to help them understand their rights and responsibilities. Family finding and appropriate linkage to resources are also provided to youth and caregivers.



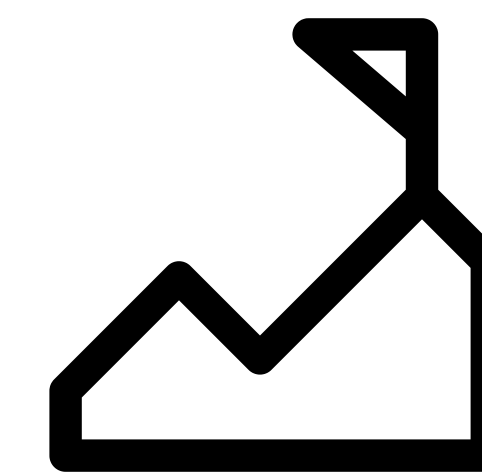
76
Individuals
Served

NEW
INDIVIDUALS
26
DISCHARGES
63

Family & Youth Empowerment



86%
of individuals made
progress in Transition
Readiness Skills




100%
of individuals at
discharge felt more
equipped to handle
challenges on their
own

PROGRAM REPORT CARD:

Prevention Wraparound - El Dorado

Program Statement

A program that combines a family-centered, strengths-based, needs-driven, team-driven approach that literally "wraps" services around a family with individualized, wellness-focused, and permanency driven planning and intervention for youth and families.




41
Individuals
Served

NEW
INDIVIDUALS
32
DISCHARGES
38




100%
of individuals made
progress towards their
treatment goals

Juvenile Justice



100%
of individuals
improved in Overall
CANS Scores



HIGHLIGHTS

100%
of individuals
showed
improvement
with risk
behaviors

91%
of individuals
showed
improvement
with social
needs


82%
of individuals
showed
improvement
with
strengths

PROGRAM REPORT CARD:

Prevention Wraparound - Sacramento

Program Statement

A program that combines a family-centered, strengths-based, needs-driven, team-driven approach that literally "wraps" services around a family with individualized, wellness-focused, and permanency driven planning and intervention for youth and families.




17
Individuals
Served

NEW
INDIVIDUALS
11
DISCHARGES
16




100%
of individuals made
progress towards their
treatment goals

Juvenile Justice



100%
of individuals
improved in Overall
CANS Scores



HIGHLIGHTS

100%
of individuals
showed
improvement
with behavioral/
emotional needs

100%
of individuals
showed
improvement
with social
needs


100%
of individuals
showed
improvement
with risk
behaviors

PROGRAM REPORT CARD:

School Based Services

Program Statement



A program that provides mental and behavioral health to students that attend CA Connections Academy, an online charter school. The school services program provides treatment to students identified by the school as needing mental or behavioral health services through the individualized education plan (IEP) process.




176
Individuals
Served

NEW
INDIVIDUALS
74
DISCHARGES
143

Mental Health



The Average Length of
Service for an
individual in the
program was **710**
Days



HIGHLIGHTS

100%
of individuals
showed reduced
risk of engaging
in self-harm
behaviors


100%
of individuals
showed
improvement with
physical health and
well-being

PROGRAM REPORT CARD:

Therapeutic Behavioral Services - Kaiser

Program Statement



A supplemental mental health service that is available to assist Medi-Cal eligible youth who are experiencing stressful transitions or life crises. The program offers one-to-one therapeutic contact between a mental health provider and youth for a short period of time.




4
Individuals
Served

NEW
INDIVIDUALS
3
DISCHARGES
2

Mental Health



100%
of individuals
improved in Overall
CANS Scores



HIGHLIGHTS

100%
of individuals
showed
improvement
with behavioral/
emotional needs

100%
of individuals
showed
improvement
with social
needs


100%
of individuals
showed
improvement
with
strengths

PROGRAM REPORT CARD:

Therapeutic Behavioral Services - Sacramento

Program Statement

A supplemental mental health service that is available to assist Medi-Cal eligible youth who are experiencing stressful transitions or life crises. The program offers one-to-one therapeutic contact between a mental health provider and youth for a short period of time.




94
Individuals
Served

NEW
INDIVIDUALS
68
DISCHARGES
82




96%
of individuals made
progress towards their
treatment goals

Mental Health



82%
of individuals
improved in Overall
CANS Scores



HIGHLIGHTS

89%
of individuals
showed
improvement
with runaway
behaviors

88%
of individuals
showed reduced
risk of engaging
in self-harm
behaviors


86%
of individuals
showed
improvement
with decision
making

PROGRAM REPORT CARD:

Wonder

Program Statement

A mentoring program, which pairs foster youth (Explorers) with a mentor (Guides) who is often the single reliable presence in that youth's life. The mentors are trained to listen, support and guide each youth through fun, age-appropriate experiences in music, the arts, sports, volunteer service, dining out and nature.




72 Youth in
Program
66 Total
Matches




1,977
hours of mentorship
took place between
Explorers and Guides

Family & Youth Empowerment



The Average Length
of Mentorship
was **37 months**



HIGHLIGHTS

85%

Mentorship
experiences
contributed to
developing
confidence

89%

Mentorship
experiences
contributed to
developing a
sense of
belonging

83%

Mentorship
experiences
contributed to
developing
future oriented
thinking

73%


Mentorship
experiences
contributed to
developing a
sense of self
worth

PROGRAM REPORT CARD:

Wraparound

Program Statement

A program that combines a family-centered, strengths-based, needs-driven, team-driven approach that literally "wraps" services around a family with individualized, wellness-focused, and permanency driven planning and intervention for youth and families.




102
Individuals
Served

NEW
INDIVIDUALS
57
DISCHARGES
84




94%
of individuals made
progress towards their
treatment goals

Mental Health



86%
of individuals
improved in Overall
CANS Scores



HIGHLIGHTS

85%
of individuals
showed
improvement
with behavioral/
emotional needs

81%
of individuals
showed
improvement
with social
needs


88%
of individuals
showed
improvement
with risk
behaviors

PROGRAM REPORT CARD:

Wraparound - Kaiser

Program Statement

A program that combines a family-centered, strengths-based, needs-driven, team-driven approach that literally "wraps" services around a family with individualized, wellness-focused, and permanency driven planning and intervention for youth and families.




22
Individuals
Served

NEW
INDIVIDUALS
19
DISCHARGES
14




75%
of individuals made
progress towards their
treatment goals

Mental Health



78%
of individuals
improved in Overall
CANS Scores



HIGHLIGHTS

100%
of individuals
showed
improvement
with adjustment
to trauma

100%
of individuals
showed
improvement
with school
behaviors

88%
of individuals
showed
improvement
with delinquent
behaviors



Report Prepared by
Evaluations Team

