



AGENCY EVALUATION REPORT

2022-2023

A LETTER FROM THE EXECUTIVE TEAM

The 22/23 Fiscal Year offered our agency an introspective look at how we support youth and families in making transformational change. Through intentional data collection, performance metrics analysis, and a commitment to continuous quality improvement, the agency re-evaluated and implemented new practices to enhance service delivery.

Central to our accomplishments is the exceptional commitment and caliber of our staff, whose dedication has forged strong partnerships in their work with youth and families. In the delivery of our services, we remain committed to our mission of *transforming lives by nurturing permanent connections and empowering families to solve challenges together, so every child can thrive.*

Every year, we ask ourselves the following introspective questions to inform our progress:

- **Are young people better when they complete their program?**
- **Did they get what they expected and needed?**
- **Did we follow the model and meet the program goals?**

Our Evaluations Team has enthusiastically documented the data which represents youth and family voices, their work, and their achievements. Through our agency values of compassion, equity, excellence, honor, integrity, and partnership, we continue to highlight and celebrate the work of the youth and families served.

Executive Leadership Team

DR. LAURA HEINTZ Chief Executive Officer	
JOVINA NEVES Chief Financial Officer	APRIL LUDWIG Chief Compliance Officer
EBONY CHAMBERS MCCLINTON Chief Equity & Partnership Officer	ONTSON PLACIDE Chief Program Officer
BRITTANY HONEYMAN Executive Assistant	CHRISTIE SHORROCK Director of Development
CHRISTINA CAGLE Director of Family & Youth Partnership	CHRISTINE STANESCU Controller
DANIELLE VANAMAN Program Director	DANIELLE PIMENTO Program Director
DEBORAH BENNETT Clinical Director	GIBRÁN MÉNDEZ Director of Quality Improvement
JACQUENETTE MICHAEL Program Director	KIMBERLY WOODS-BURCH Director of Human Resources
RICHELLE WHITEFORD Director of Administrative Services	SARA DECOURSEY Program Director
TERRELL THOMAS Strategic Initiative Officer	THOMISHA WALLACE Youth Advocate Manager
TONYA BAUHOFFER Clinical Director	

Who We Are

Our Mission

Transforming lives by nurturing permanent connections and empowering families to solve challenges together, so every child can thrive.

Our Vision

We envision our communities with safe, lifelong connections for all young people, built and strengthened through generations of empowered families.

Our Values



Table of Contents

3	Who We Are
4	Our Work
14	Who We Serve
20	Program Report Cards

OUR WORK



OUR WORK: HIGHLIGHTS

44,448

service hours
spent with youth
& families



95%

of individuals
decreased
substance use*



*Mental Health and RYSE Above Programs

92%

of individuals
reduced risk of
engaging in self-harm behaviors



85%

made positive progress in
achieving treatment goals



OUR WORK: HIGHLIGHTS

27

Adoptions



11

Reunifications



7

Guardianships



15

Kinship/Non-related
Extended Family Member



6,093

youth and their
families
were supported
through
comprehensive
services,
creating a
broader reach
beyond our
individual clients

2,437

individuals
were served in
FY 2022/2023



OUR WORK: DIVERSITY, EQUITY, AND INCLUSION

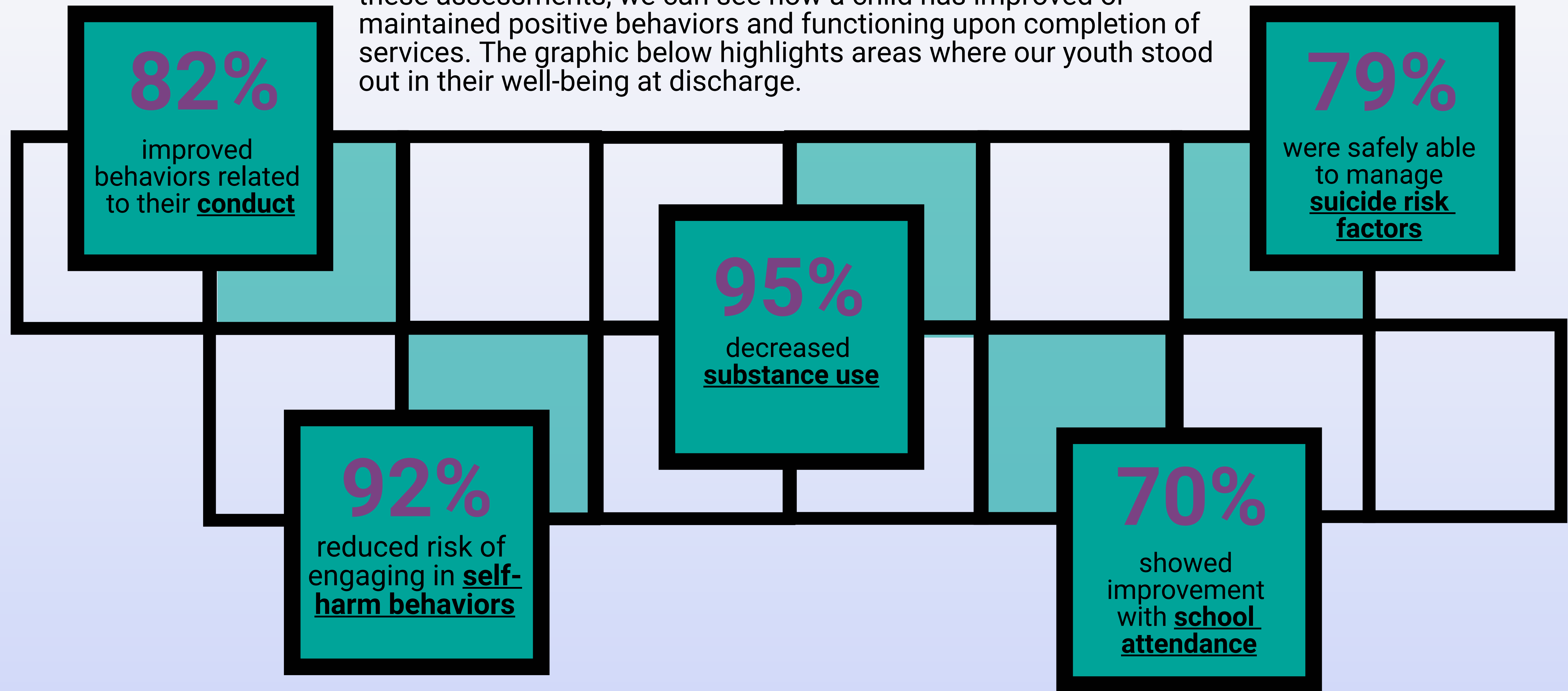


DEI activities implemented in the 22/23 FY:

- Held monthly 90-minute meetings with the agency's Executive Leadership Team to explore principles of equity grounded leadership and to conduct a routine review of agency culture, policies and practices to advance racial equity.
- Developed a Pronoun Resource Guide to support the use of pronouns in the workplace.
- Updated agency-wide Cultural Competency/Responsivity training that is provided to all agency program and department staff.
- Provided stipends and support to staff throughout programs and departments to bridge cultural differences and help youth and families effectively navigate care systems and positively engage in service delivery.
- Strengthened protocols for managers supporting staff who experience rejection or discrimination in the community based on race, gender, gender expression or perceived gender identity.
- Facilitated quarterly cultural competency activities to promote an awareness of the perspectives and experiences of the diverse populations.
- Produced a quarterly health equity analytics report to identifying disparities in workforce diversity and program impact outcomes.

OUR WORK: OVERALL WELL-BEING

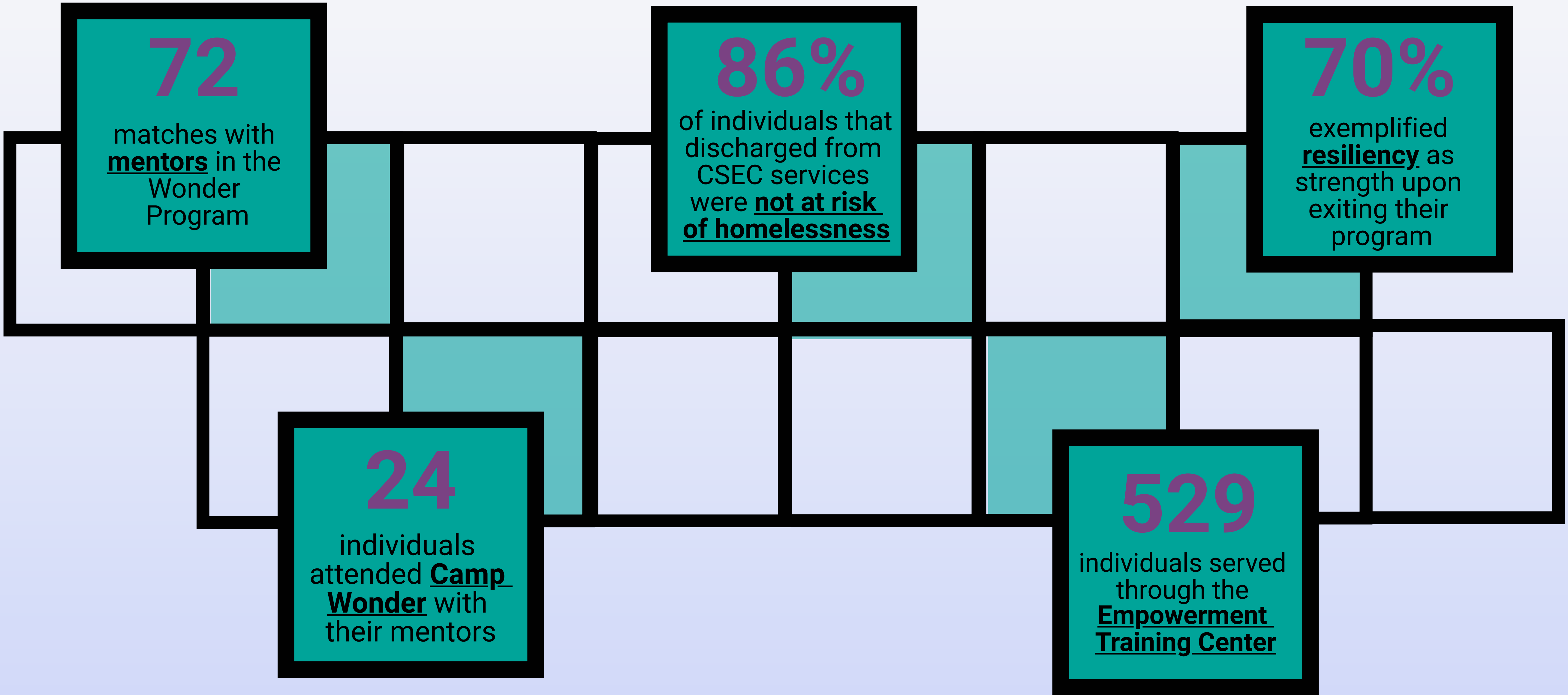
Stanford Sierra Youth & Families uses the CANS (Child Adolescence Needs & Strengths) Assessment as a tool to gauge the overall well-being of youth participating in a variety of our programs. Through these assessments, we can see how a child has improved or maintained positive behaviors and functioning upon completion of services. The graphic below highlights areas where our youth stood out in their well-being at discharge.



OUR WORK: FAMILY CONNECTIONS



OUR WORK: FAMILY & YOUTH EMPOWERMENT



AGENCY IMPACT EXPANSION

Empowerment Training Center

Program Goal: provide training and support to individuals with lived experience who are on a path of recovery and are willing and able to assist others who are in earlier stages of the recovery process. These individuals' viewpoints and experiences are included in the training, education, and support.



Total Community Members Trained:

529



Types of Training and Supports Covered:

- Advocacy as a Peer Specialist
- After treatment care
- Alternatives to 911
- Budgeting
- Community Resource Training: Housing Vouchers
- Crisis Intervention for Families
- Cultural Competency
- Dealing with triggers ways to manage crisis
- Implicit Bias and Its Impact
- Motivational Interviewing
- Navigating housing resources/ preparing and planning
- Nurtured Heart Training
- Parent University: IEPs & Advocating for Youth for Spanish-Speaking Families
- Peer Pipeline: How to Tell Your Story
- Peer Pipeline: Intro to Peer-to-Peer Services
- Resume Building & Interview Etiquette
- Self-care
- Suicide Awareness From a Lived Experience Lens
- Understanding Peer Support Roles and Recovery-Oriented Services
- Working with Foster youth, Unhoused, Undocumented communities, and those living with mental illness.
- Vicarious Trauma as a Peer Specialist

AGENCY IMPACT EXPANSION

School Based Services

Program Goal: Provides mental and behavioral health services to student's in-person or via telehealth to manage functional impairments impacting the youth's educational attainment.

SBS California Connection:
Total Clients Served: 99

SBS Sequoia Grove:
Total Clients Served: 4

SBS Wellness Partnership:
Total Clients Served: 37



Wraparound-Community

Program Goal: The goal of the program is to achieve stable permanency for the youth, and a positive environment for all family members.

Wraparound-Community Adoption Assistance Program
Total Clients Served: 1

Wraparound-Community MediCal
Total Clients Served: 1

AGENCY IMPACT EXPANSION

Kinship Navigator

Program Goal: To assist kinship caregivers with understanding, navigating, and accessing the system of out-of-home care supports and services for children.

Total Clients Served: 12



Intensive Community-Based Family Services - Placer

Program Goal: The goal of the program is to provide intensive mental health and Wraparound services to achieve stable permanency for the youth, and a positive environment for all family members.

Total Clients Served: 1



RYSE Above

Program Goal: Provides prevention and early intervention outpatient, intensive outpatient, and aftercare services for youth with substance use disorders and co-occurring mental health service needs.

Total Clients Served in Intensive Outpatient: 2

Total Clients Served in Outpatient: 70



WHO WE SERVE



WHO WE SERVE

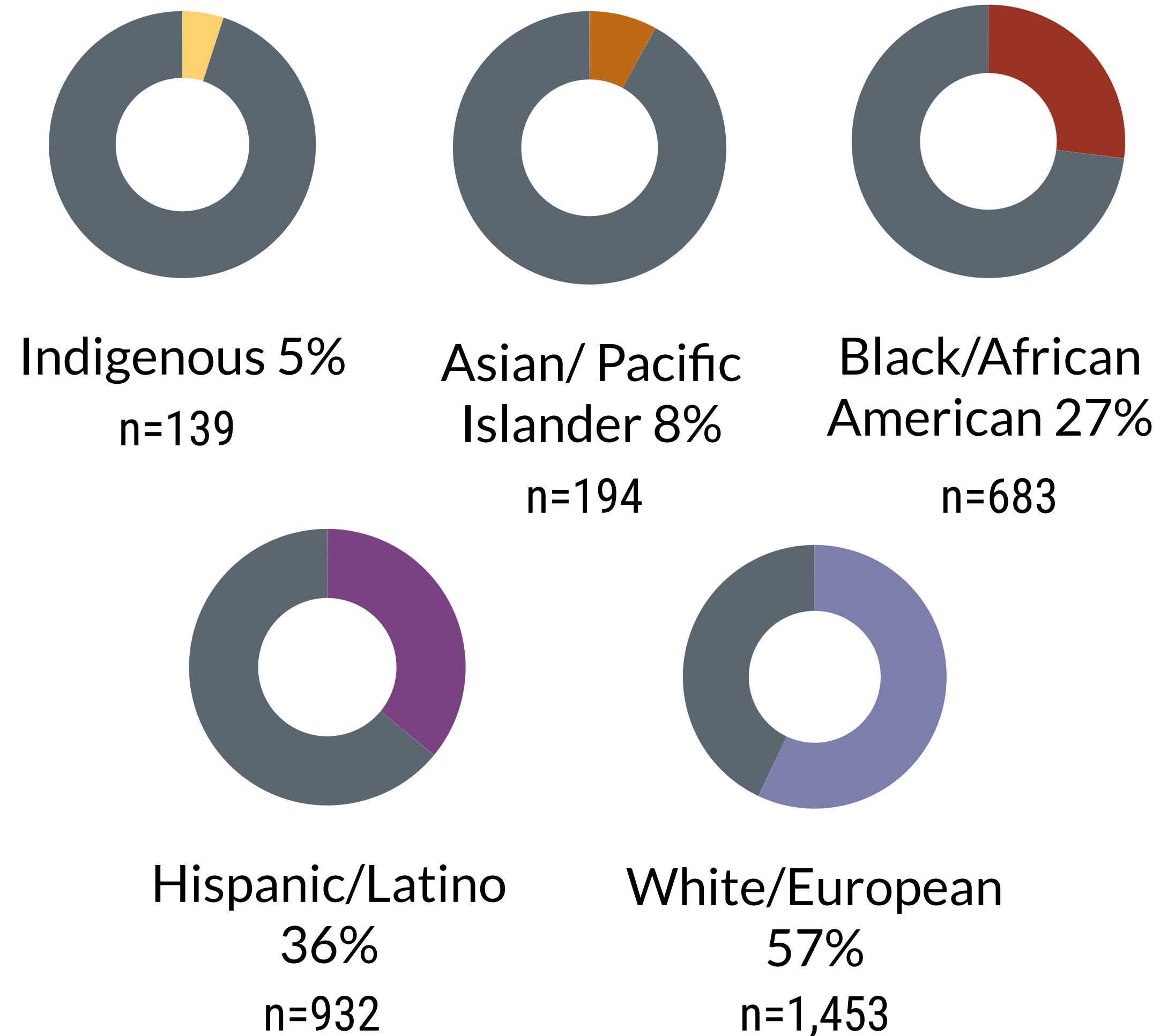


In addition to our program location counties, we served individuals referred from these additional counties:

- Alameda
- Butte
- Contra Costa
- Glenn
- Humboldt
- Los Angeles
- Mendocino
- Monterey
- Riverside
- San Francisco
- San Joaquin
- Santa Clara
- Shasta
- Sierra
- Siskiyou
- Solano
- Sonoma
- Stanislaus
- Tehama
- Tulare
- Tuolumne
- Yuba

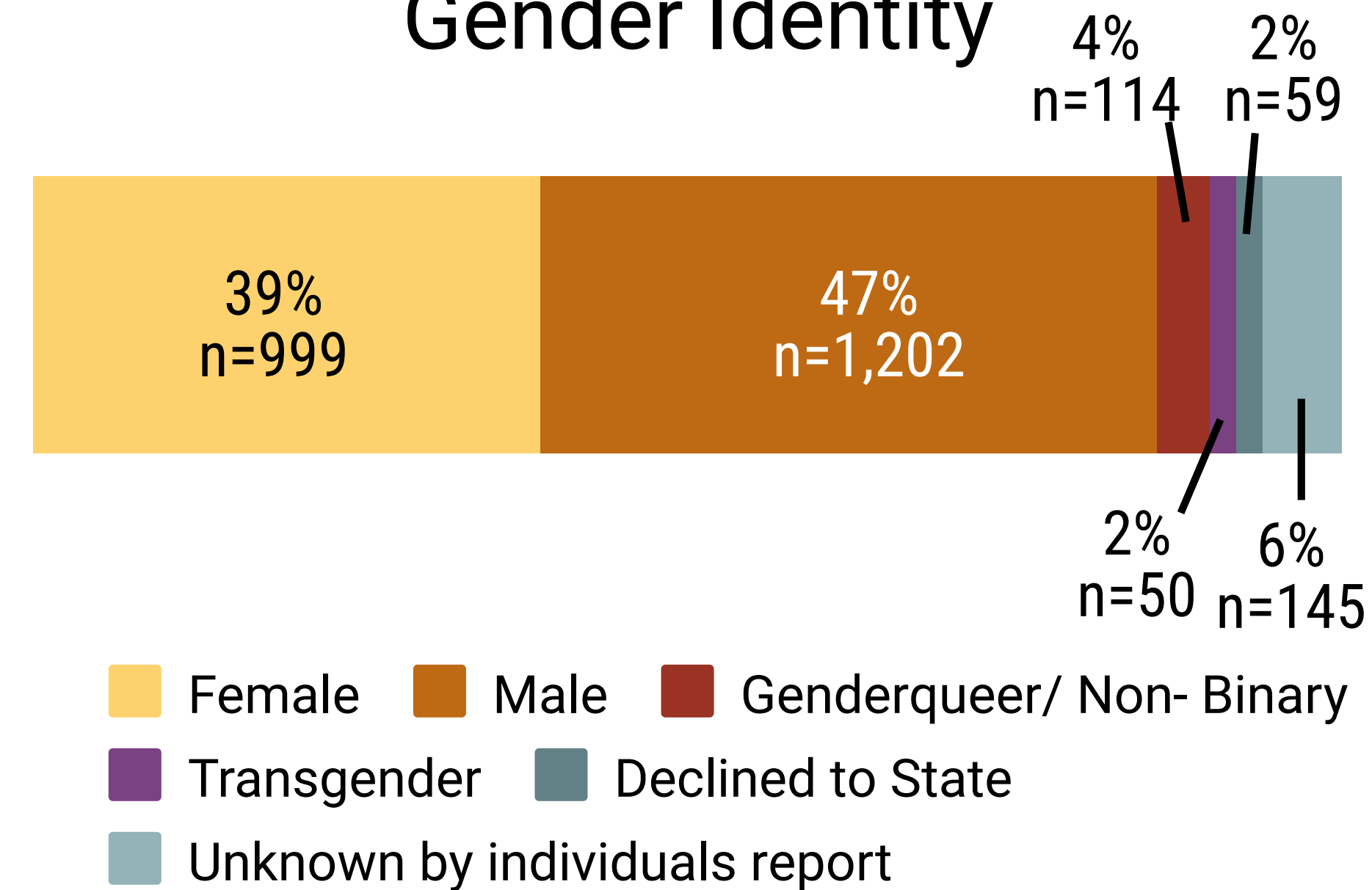
WHO WE SERVE

Race & Ethnicity

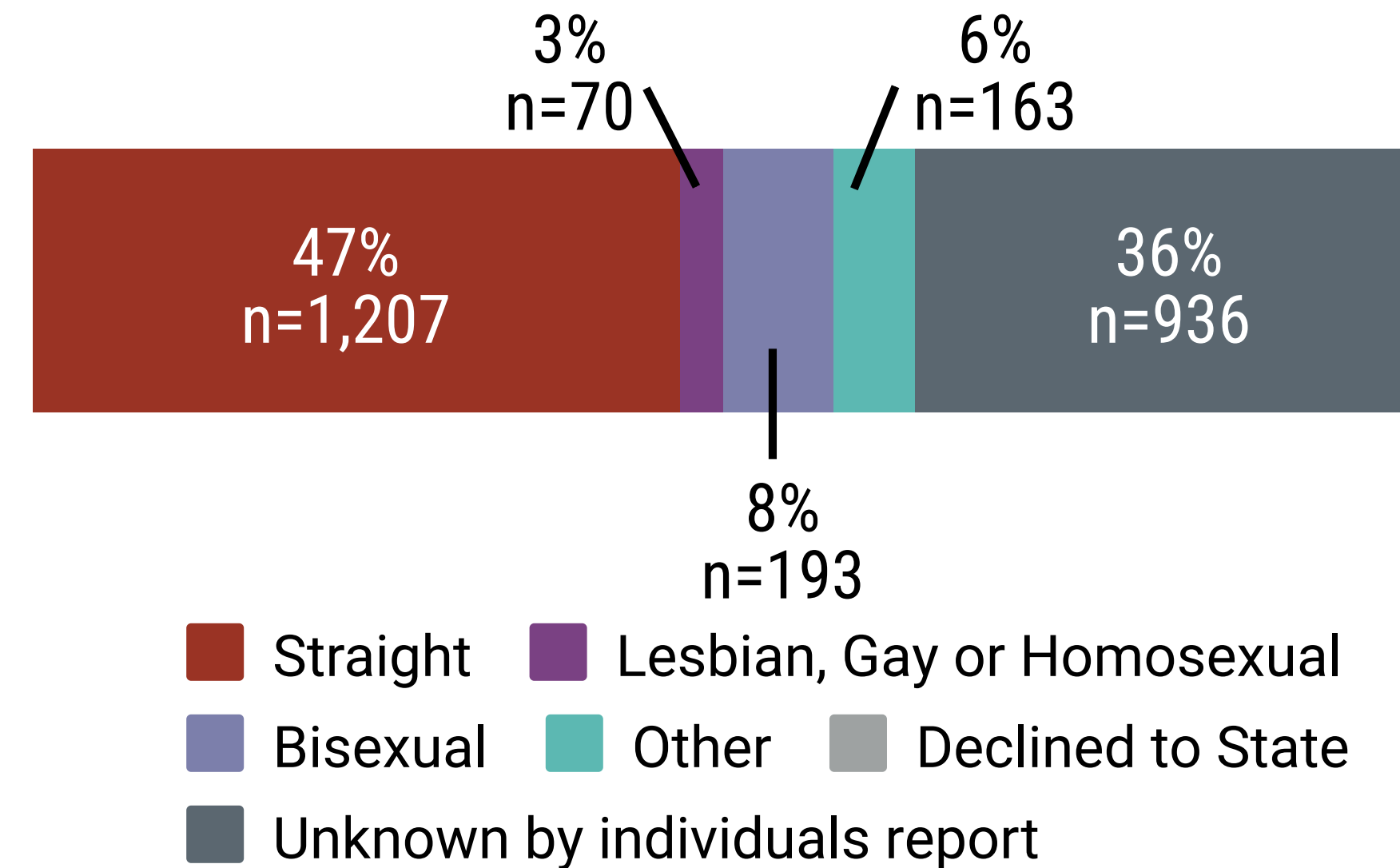


*2% (n=52) of individuals declined to state/ did not know
 *45% (n=1,157) of individuals chose more than one race/ethnicity.
 *Percentages will not add up to 100% as this includes individuals who have identified as being more than one race/ethnicity.

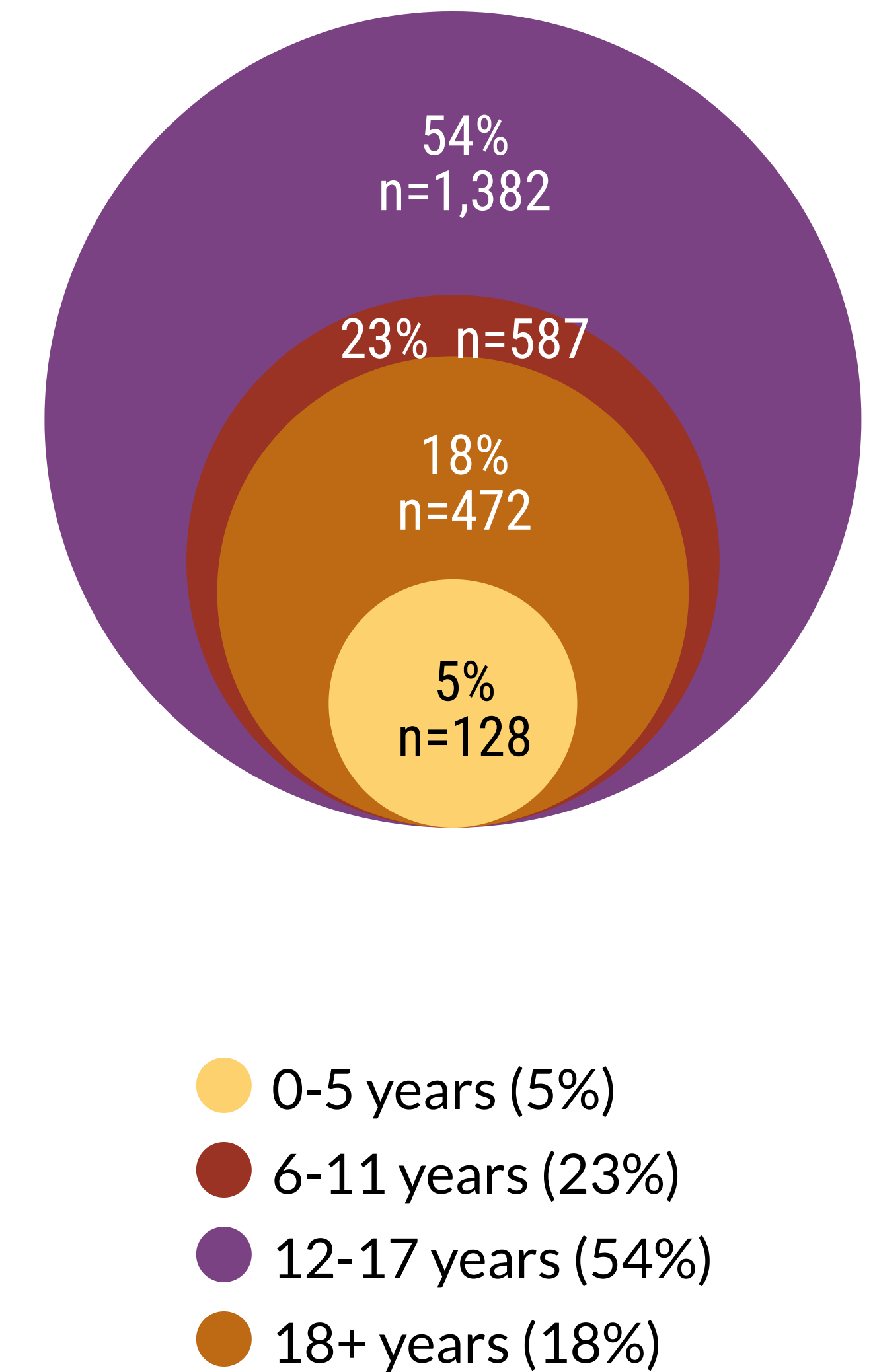
Gender Identity



Sexual Orientation



Age of Individuals

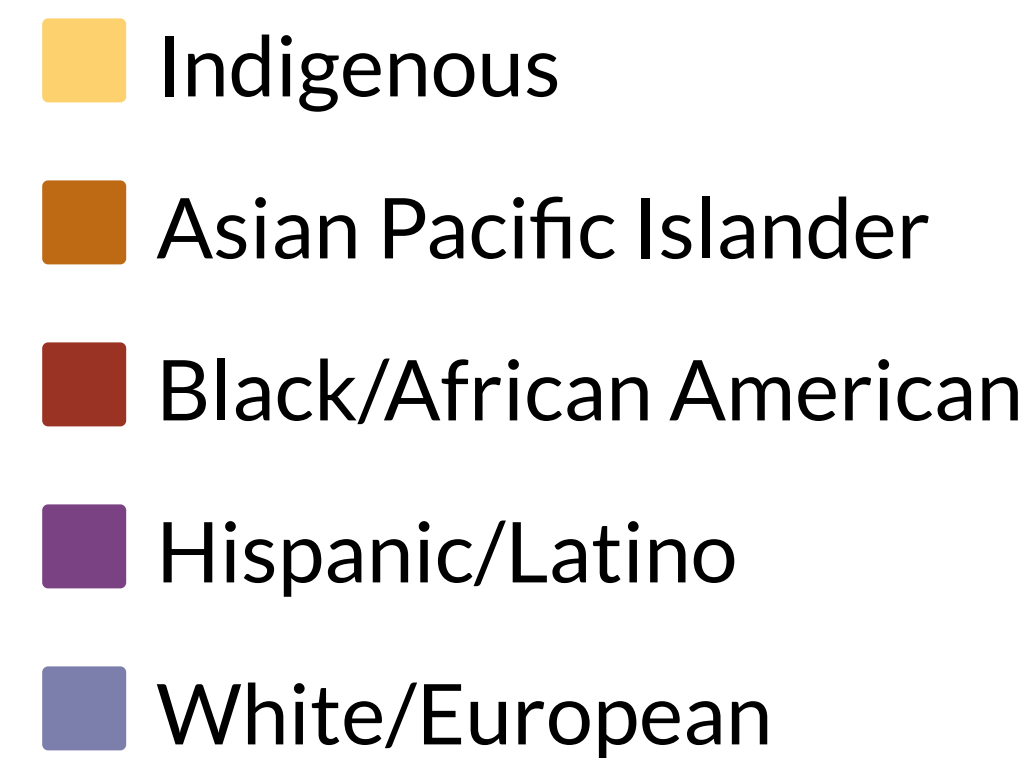


WHO WE SERVE

Staff to Individual Comparison: Race/Ethnicity

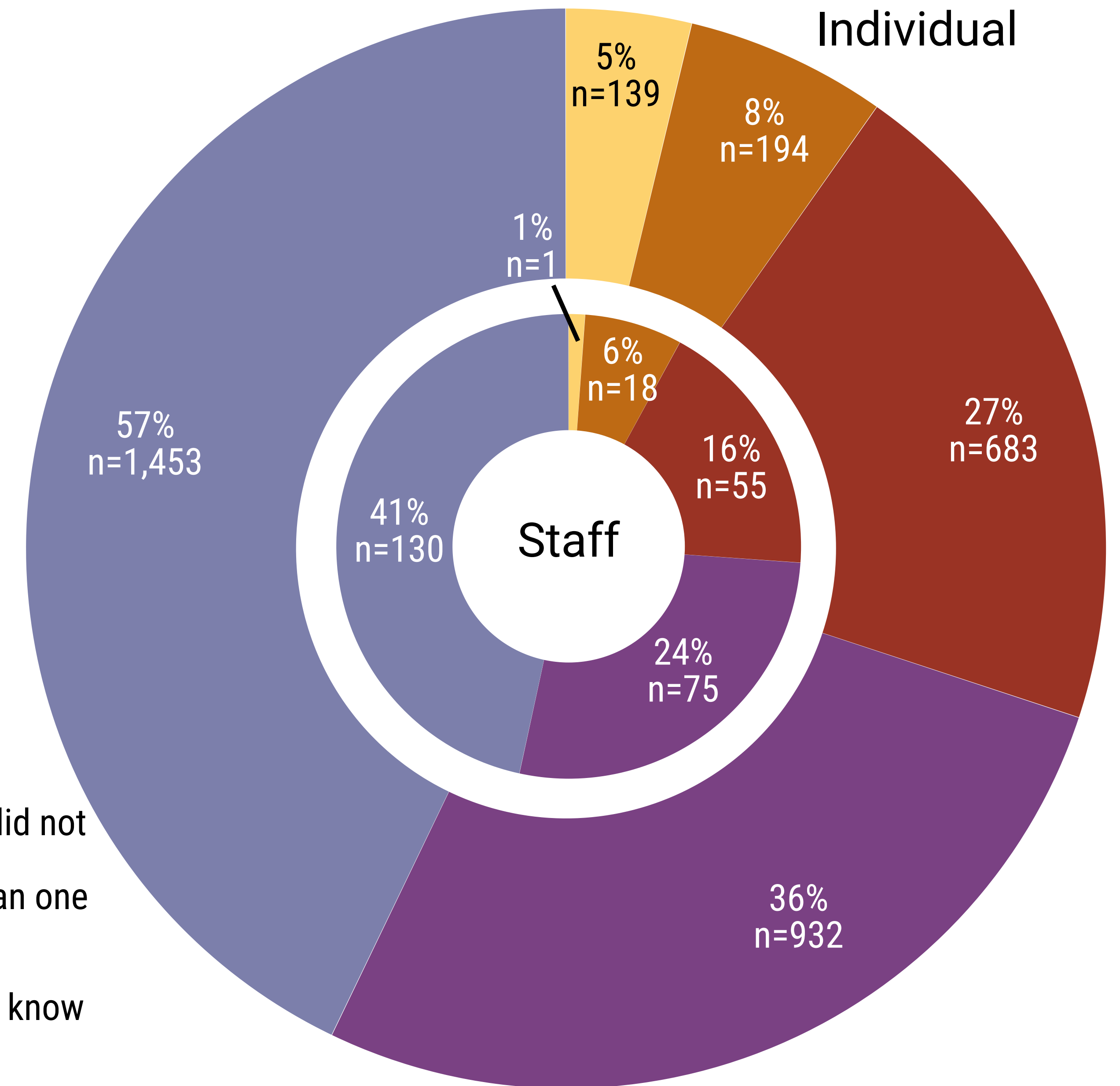
Equity

We strive to be fair and impartial by providing access and opportunities to be as healthy as possible. We work to eliminate disparities that adversely affect marginalized groups by reducing barriers and increasing access to behavioral/mental and social services.



*2% (n=52) of individuals declined to state/ did not know
*45% (n=1,157) of individuals chose more than one race/ethnicity.

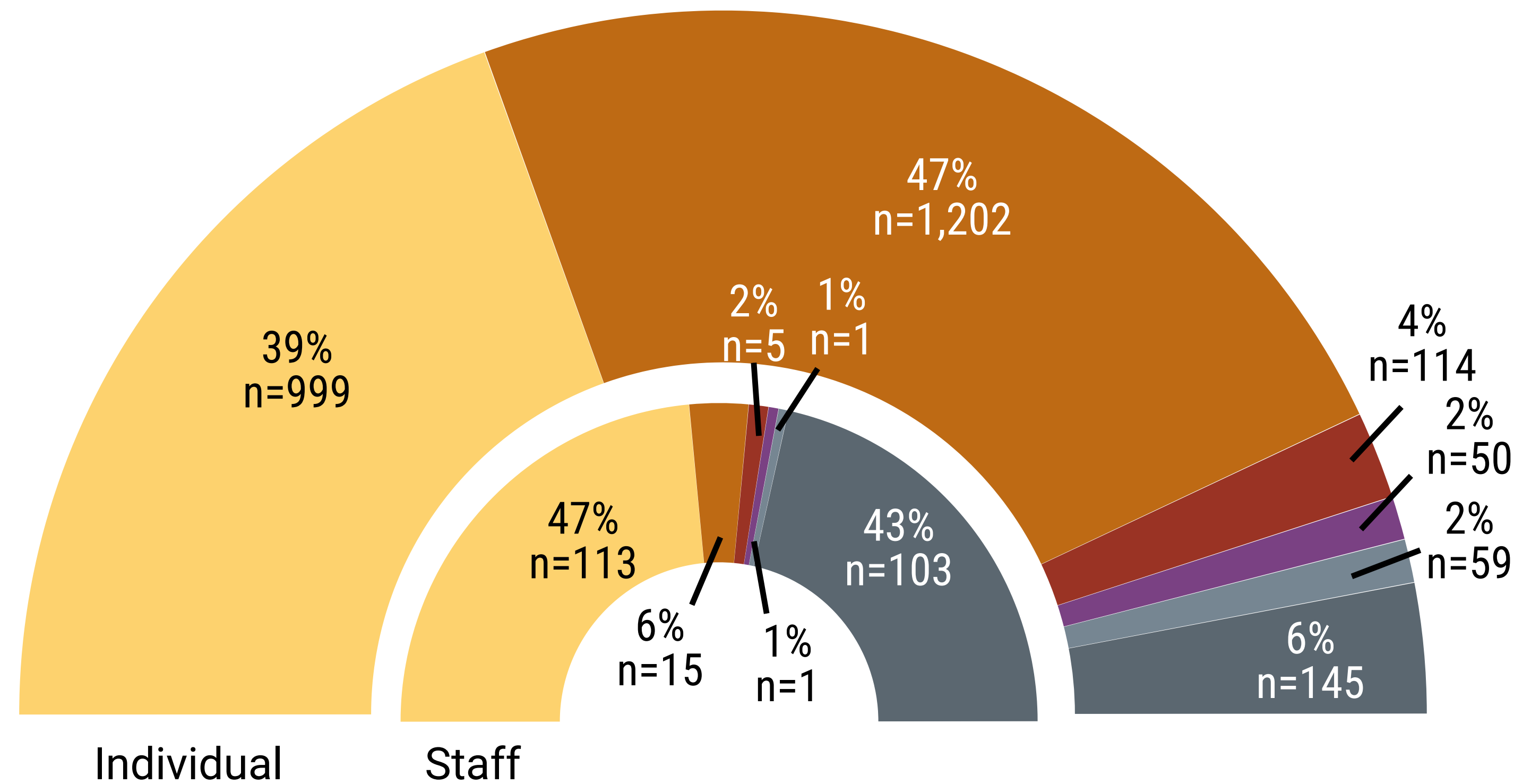
*6% (n=19) of staff declined to state/ did not know
*6% (n=20) of staff chose more than one race/ethnicity.



WHO WE SERVE

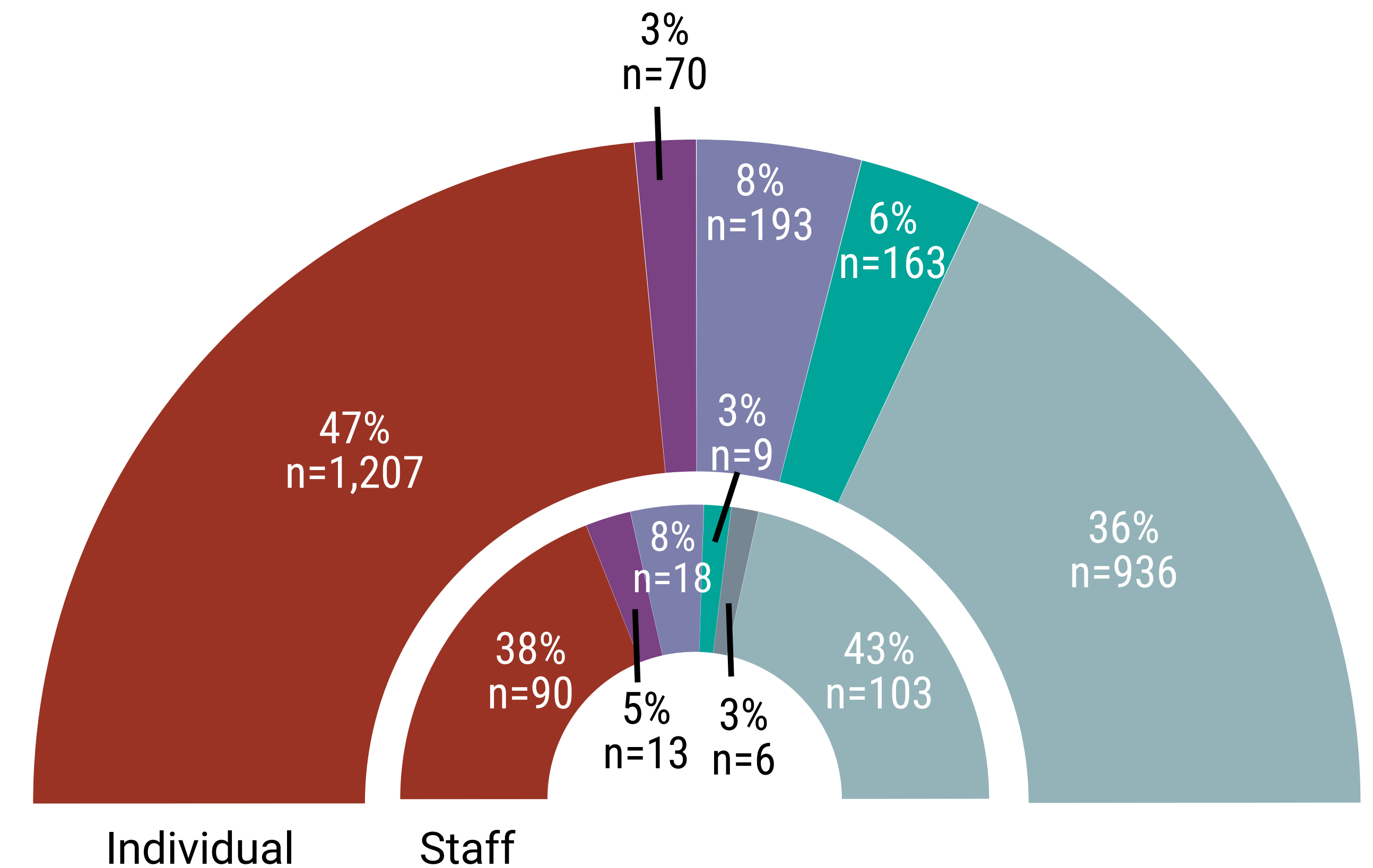
Staff to Individual Comparison: Gender Identity & Sexual Orientation

Gender Identity



■ Female
 ■ Male
 ■ Genderqueer/ Non-Binary
 ■ Transgender
 ■ Declined to State
 ■ Unknown by individuals report

Sexual Orientation



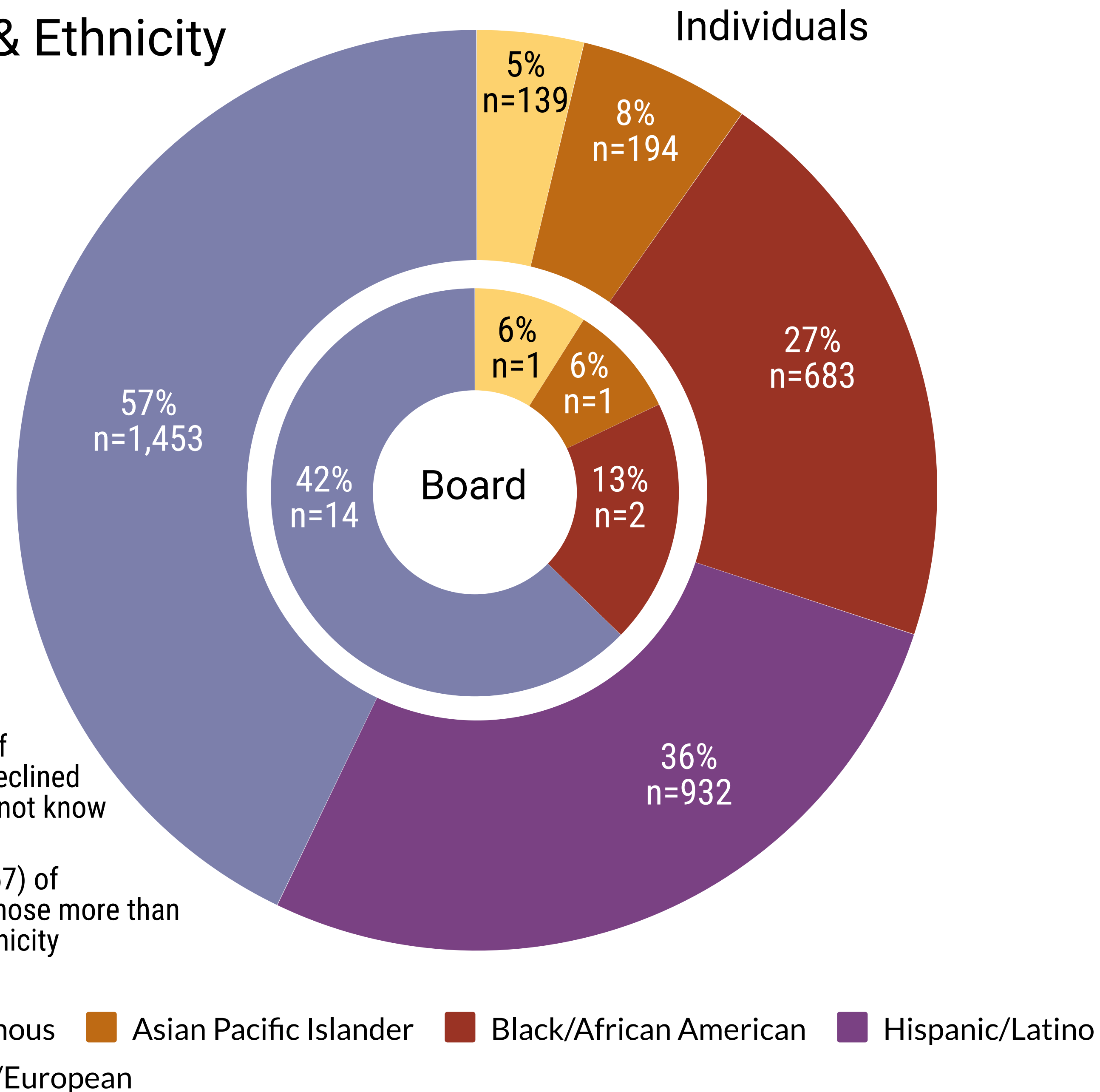
■ Straight or Heterosexual
 ■ Lesbian, gay or Homosexual
 ■ Bisexual
 ■ Other
 ■ Unknown by individuals report

*Other consists of asexual, demisexual, pansexual, fluid, queer, questioning, unsure, among other identities

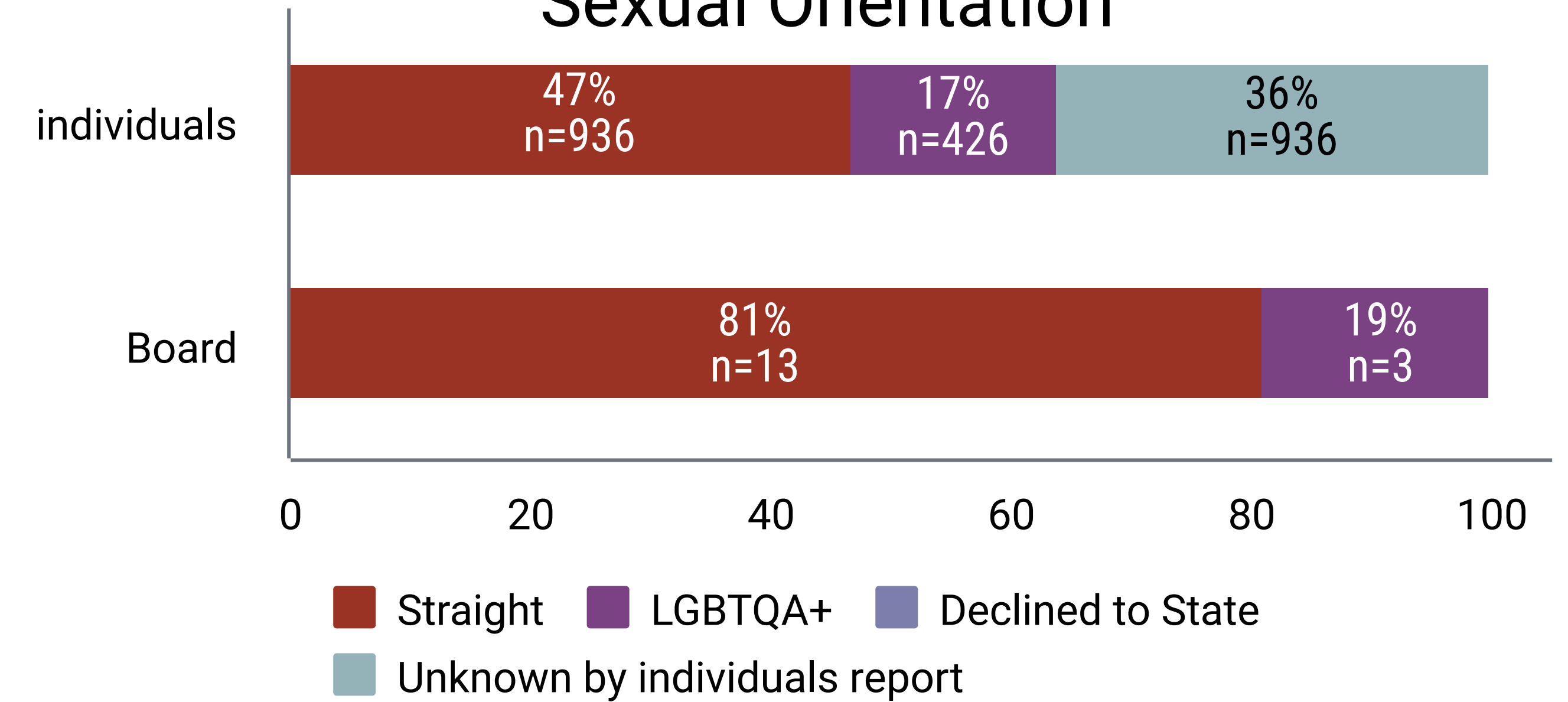
WHO WE SERVE

Board to Individual Comparison

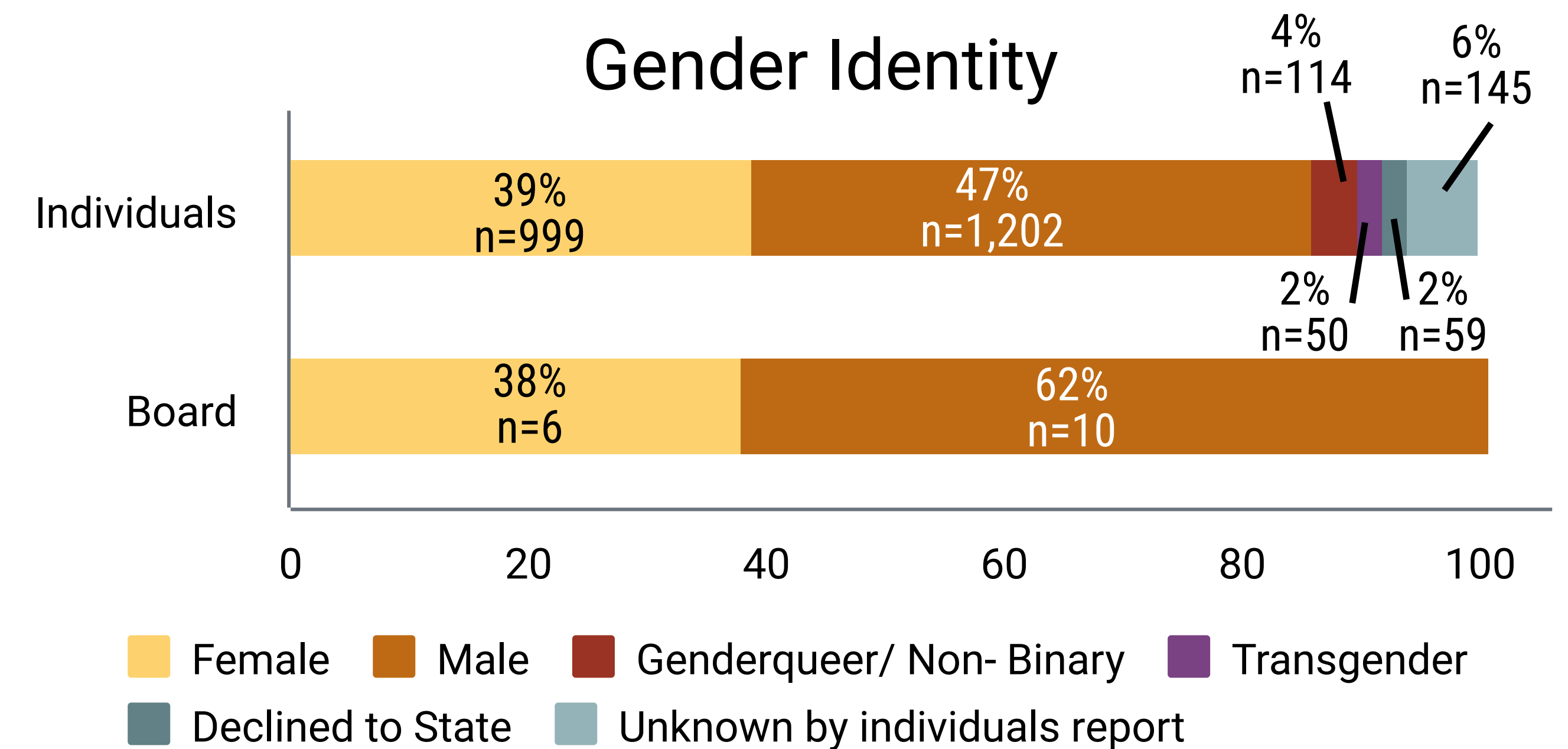
Race & Ethnicity



Sexual Orientation



Gender Identity



PROGRAM REPORT CARDS




Family & Youth
Empowerment



Permanency



Juvenile
Justice



Mental Health



Substance Use
Prevention


This section looks at each program with measurable outcomes for FY 2022-2023 and highlights noteworthy achievements for the youth served in these programs. The programs are categorized by type, indicated by the icon on the page.

Overall Needs and Strengths are determined at the beginning of the assessment process. Throughout treatment, we are looking to decrease needs and improve or maintain strengths.

PROGRAM REPORT CARD: Community Based Family Services - El Dorado (EDCBFS)


Program Statement

A mobile community based outpatient specialty mental health program serving El Dorado County Medi-Cal eligible youth and families in their homes or in a community based-setting.



48

Individuals
Served




NEW
INDIVIDUALS
48
DISCHARGES
21




88%

of individuals made
progress towards their
treatment goals

Mental Health




CANS Scores



75%
of individuals
decreased
Needs in Risk
Behaviors*

73%
of individuals
increased or
maintained
Overall Strengths
and Resiliency



Highlights

100%
of individuals showed
improvement with
school behavior


88%
of individuals
showed
improvement in
sleep

80%
of individuals showed
improvement in their
talents and interests


PROGRAM REPORT CARD: Community Based Family Services - Napa (NCBFS)

Program Statement


A community based outpatient mental health program serving Medi-Cal youth in the Napa County School district. The program is co-located at the school site, and services can be delivered at the school, or within the community with the youth and family.



83
Individuals
Served



NEW
INDIVIDUALS
47
DISCHARGES
63




76%
of individuals made
progress towards their
treatment goals

Mental Health




CANS Scores



88%
of individuals
decreased
Needs in Risk
Behaviors

94%
of individuals
increased or
maintained
Overall Strengths
and Resiliency



Highlights

73%
of individuals showed
improvement with
decision making


71%
of individuals
showed
improvement with
school behaviors

100%
of individuals showed a
decreased risk for non-suicidal self-injurious
behavior


PROGRAM REPORT CARD: Community Based Family Services - Yolo (YCBFS)

Program Statement


A community based outpatient mental health program serving Yolo Medi-Cal eligible youth and families. YCBFS has the capacity to serve youth and their families when their clinical needs are subject to an increase or decrease in service intensity.



184
Individuals
Served



NEW
INDIVIDUALS
105
DISCHARGES
150




78%
of individuals made
progress towards their
treatment goals

Mental Health




CANS Scores



68%
of individuals
decreased Overall
Needs in Mental
Health, Social, and
Risk Behaviors

90%
of individuals
increased or
maintained
Overall Strengths
and Resiliency



Highlights

80%
of individuals showed a
decrease for non-
suicidal self-injurious
behavior


100%
of individuals
showed a reduced
risk of running away

71%
of individuals showed a
decrease in delinquent
behaviors


PROGRAM REPORT CARD: Commercial Sexual Exploitation of Children (CSEC)

Program Statement


The program blends wraparound planning, mentoring, and positive youth development, as well as integrates a trauma-informed, gender-responsive approach in supporting youth who have been sexually trafficked. Youth Advocates work with CSEC, incorporating the evidenced model Seeking Safety to address the youth's individual needs, while also building upon their strengths, skills, and positive connections to the community.



38
Individuals
Served




**NEW
INDIVIDUALS
16
DISCHARGES
42**




100%
of individuals made
progress towards their
treatment goals

Family & Youth Empowerment




CANS Scores



67%
of individuals
decreased Overall
Needs in Mental
Health, Social, and
Risk Behaviors

67%
of individuals
increased or
maintained
Overall Strengths
and Resiliency




Highlights

100%
of individuals showed
improvement with
behavioral/ emotional
needs

PROGRAM REPORT CARD: Destination Family

Program Statement

A program that finds and supports a family for youth who are living in long-term foster care. The team wraps support around youth to prepare them for a family. The program provides family finding, focused recruitment, and ongoing family supports.



53
Individuals
Served




ADOPTIONS

4

GUARDIANSHIPS


4

Permanency



191

supports (*family members or other adults in a youth's life*) located for youth in our Destination Family Program



57%


of all identified supports* were found through the efforts of the Destination Family Team

**Supports can be extended family members, adult siblings, or other adults in a child's life*


PROGRAM REPORT CARD: Family Preservation

Program Statement


A community-based, outpatient mental health program, that provides mental health services to eligible youth and a wide array of techniques that utilize family and individual strengths to build support. The program aims to build upon the youth's strengths and successes, increase resiliency, reinforce family connections and improve overall mental and behavioral health.



138
Individuals
Served




**NEW
INDIVIDUALS
87
DISCHARGES
62**




94%
of individuals made
progress towards their
treatment goals

Mental Health




CANS Scores



83%
of individuals
decreased Overall
Needs in Mental
Health, Social, and
Risk Behaviors

90%
of individuals
increased or
maintained
Overall Strengths
and Resiliency



Highlights

81%
of individuals decreased
risk of impulsive
behaviors


77%
of individuals
showed a decrease
in symptoms
associated with
depression

82%
of individuals showed
improvement with
decision making


PROGRAM REPORT CARD: Flexible Integrated Treatment (FIT) - Citrus Heights

Program Statement


A community-based outpatient mental health program serving Medi-Cal eligible youth and families. The FIT program provides family-driven, culturally competent, strength-based, trauma-informed mental health services and supports to youth and families.



543
Individuals
Served




**NEW
INDIVIDUALS
207
DISCHARGES
302**




81%
of individuals made
progress towards their
treatment goals

Mental Health




CANS Scores



72%
of individuals
decreased Overall
Needs in Mental
Health, Social, and
Risk Behaviors

91%
of individuals
increased or
maintained
Overall Strengths
and Resiliency



Highlights

95%
of individuals showed
improvement with
conduct


76%
of individuals
showed
improvement with
school behaviors

75%
of individuals showed a
decreased risk of
suicide

PROGRAM REPORT CARD: Flexible Integrated Treatment (FIT) - Sacramento


Program Statement

A community-based outpatient mental health program serving Medi-Cal eligible youth and families. The FIT program provides family-driven, culturally competent, strength-based, trauma-informed mental health services and supports to youth and families.




432
Individuals
Served

NEW INDIVIDUALS
181
DISCHARGES
257



83%
of individuals made
progress towards their
treatment goals

Mental Health




CANS Scores



72%
of individuals
decreased Overall
Needs in Mental
Health, Social, and
Risk Behaviors

90%
of individuals
increased or
maintained
Overall Strengths
and Resiliency



Highlights

100%
of individuals showed
improvement with
conduct


86%
of individuals
showed a decrease
in psychosis

76%
of individuals showed
improvement with
school behaviors


PROGRAM REPORT CARD: **Juvenile Justice Intervention Services (JJIS)**

Program Statement


A prevention and intervention program that supports the Restorative Justice Model, which is focused on community protection, victim restoration, and offender accountability. Referrals are received from the Sacramento County Probation Department.



187
Individuals
Served



NEW
INDIVIDUALS
110
DISCHARGES
132




95%
of individuals made
progress towards their
treatment goals

Juvenile Justice




CANS Scores



89%
of individuals
decreased Overall
Needs in Mental
Health, Social, and
Risk Behaviors

92%
of individuals
increased or
maintained
Overall Strengths
and Resiliency



Highlights

80%
of individuals showed
improvement with
managing anger control


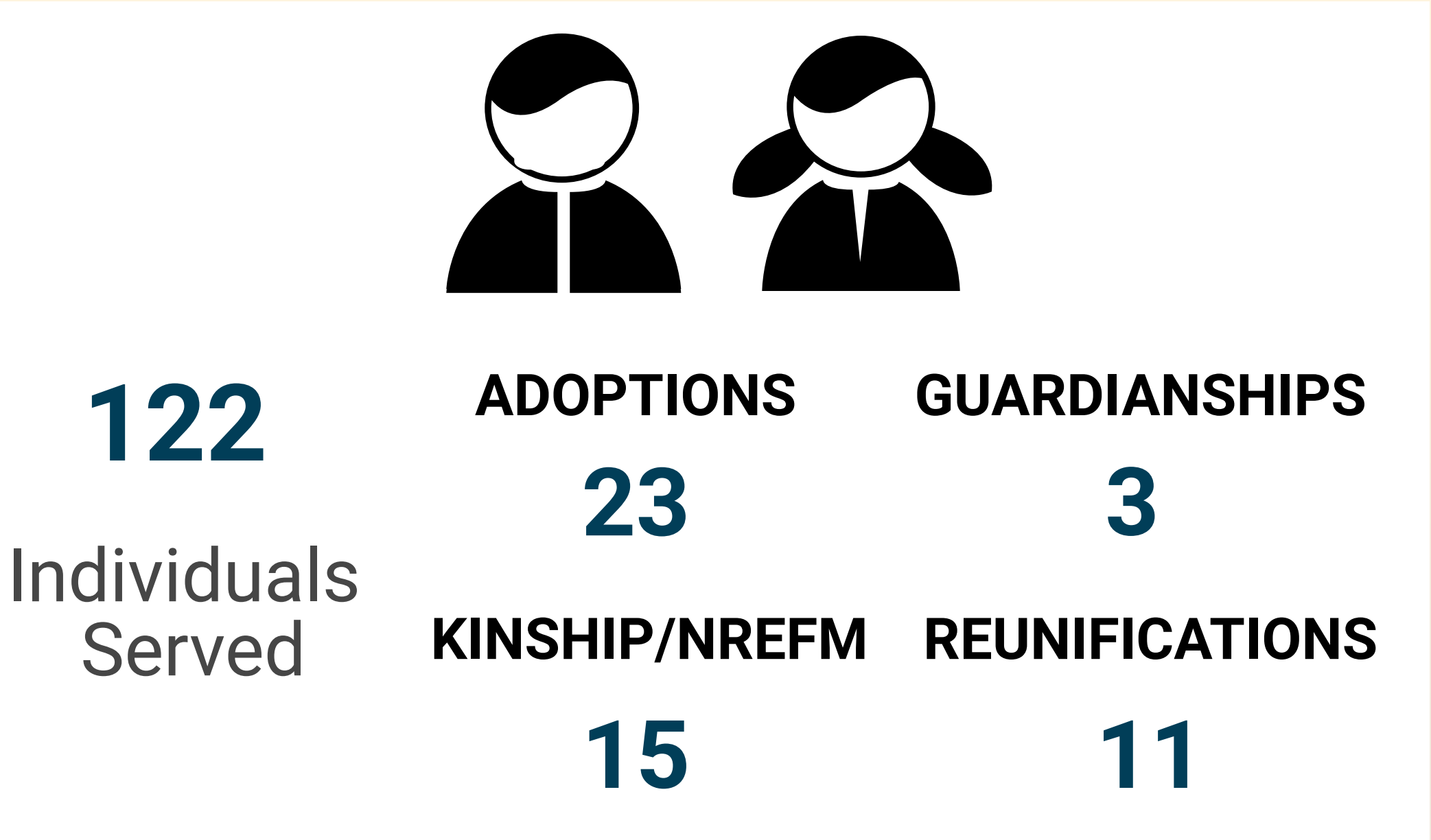
71%
of individuals
decreased
oppositional
behaviors

82%
of individuals showed
reduced risk
of engaging in self-
harm behaviors

PROGRAM REPORT CARD: Pathways to Permanency

Program Statement

A program uniquely focused on permanency. The program provides services to every type of family - birth, kinship, foster, and adoptive - to promote secure attachment with lifelong permanency as the goal.

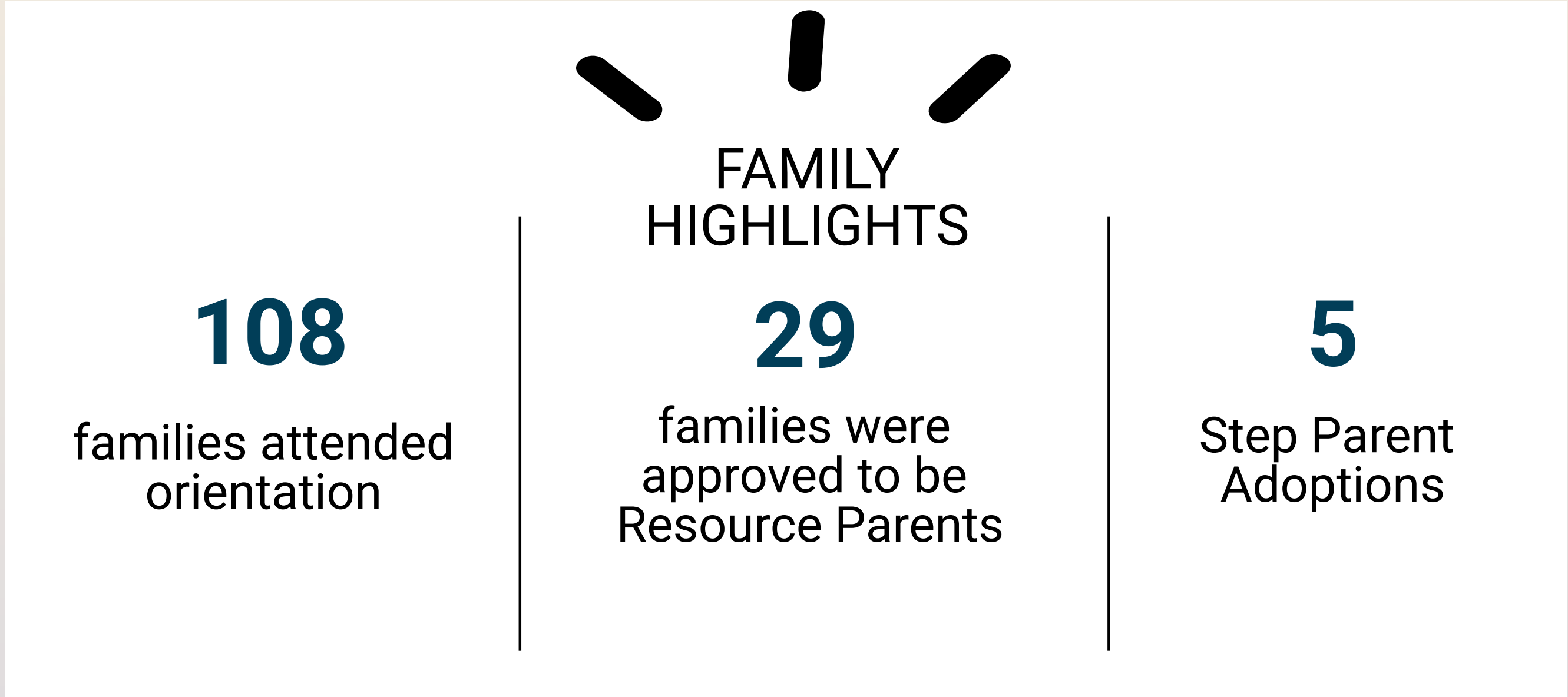


Permanency



The Pathways to Permanency Team helped to place children from **15 counties** throughout California

- | | |
|--------------|------------------|
| • Alameda | • San Joaquin |
| • Butte | • Shasta |
| • El Dorado | • Solano |
| • Glenn | • Tehama |
| • Napa | • Yolo |
| • Nevada | • San Bernardino |
| • Placer | • San Francisco |
| • Sacramento | |




PROGRAM REPORT CARD: Peer Partner Services*

Program Statement


To engage youth and caregivers more fully in their case planning and services process, and to help them understand their rights and responsibilities. Family finding and appropriate linkage to resources are also provided to youth and caregivers.

*Comprised of Parent Partner Services - El Dorado, Peer Services - Napa, and Youth Advocacy Services - El Dorado




76

Individuals
Served




**NEW
INDIVIDUALS
76
DISCHARGES
51**



73%


of individuals made
progress towards their
treatment goals

Family & Youth Empowerment



91%

of individuals served
expressed overall satisfaction
with services provided



HIGHLIGHTS

83%

of individuals at
discharge felt more
equipped to handle
challenges on their own


80%

of individuals at
discharge felt they would
have support they need in
a crisis/challenging
situation


PROGRAM REPORT CARD: Prevention Wraparound - El Dorado

Program Statement


A program that combines a family-centered, strengths-based, needs-driven, team-driven approach that literally "wraps" services around a family with individualized, wellness-focused, and permanency driven planning and intervention for youth and families.



40
Individuals
Served




**NEW
INDIVIDUALS
23
DISCHARGES
51**




87%
of individuals made
progress towards their
treatment goals

Mental Health




CANS Scores



80%
of individuals
decreased Overall
Needs in Mental
Health, Social, and
Risk Behaviors

95%
of individuals
increased or
maintained
Overall Strengths
and Resiliency



Highlights

83%
of individuals showed an
indication of more
stability in their living
situation


86%
of individuals
showed
improvement with school behaviors

86%
of individuals showed
improvement with sleep


PROGRAM REPORT CARD: RYSE Above

Program Statement


A program that provides prevention and early intervention outpatient, intensive outpatient, and aftercare services for youth with substance use disorders and co-occurring mental health service needs.



72
Individuals
Served



NEW
INDIVIDUALS
72
DISCHARGES
113




79%
of individuals made
progress towards their
treatment goals

Substance Use Prevention




CANS Scores



91%
of individuals
showed a
decreased risk of
substance use

96%
of individuals
increased or
maintained
Overall Strengths
and Resiliency



Highlights


100%
of individuals
showed a decreased
risk of conduct
disordered behavior

100%
of individuals
showed a decreased
risk of running away

PROGRAM REPORT CARD: School Based Services

Program Statement

A program that provides mental and behavioral health to students that attend CA Connections Academy, an online charter school. The school services program provides treatment to students identified by the school as needing mental or behavioral health services through the individualized education plan (IEP) process.

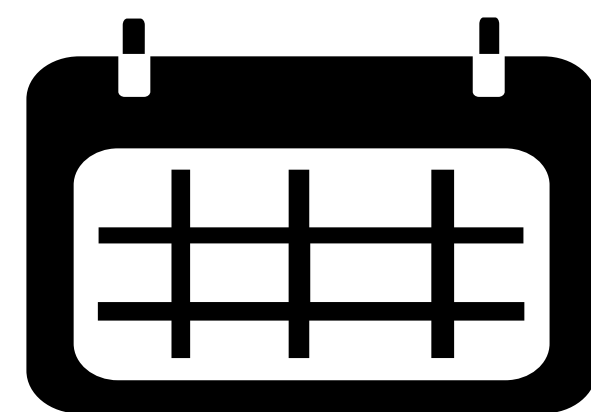


140
Individuals
Served


NEW INDIVIDUALS

84
DISCHARGES
100

Mental Health



The Average Length of Service
for an individual in the program
was **416** Days



HIGHLIGHTS


91%
of individuals increased or
maintained Overall
Strengths

78%
of individuals showed
improvement with emotional
and behavioral well-being

PROGRAM REPORT CARD: Therapeutic Behavioral Services - Kaiser


Program Statement

A supplemental mental health service that is available to assist Medi-Cal eligible youth who are experiencing stressful transitions or life crises. The program offers one-to-one therapeutic contact between a mental health provider and youth for a short period of time.



7

Individuals Served




NEW INDIVIDUALS

4

DISCHARGES


7




100%

of individuals made progress towards their treatment goals

Mental Health



CANS Scores




86%

of individuals decreased Overall Needs in Mental Health, Social, and Risk Behaviors

86%

of individuals increased or maintained Overall Strengths and Resiliency



Highlights

100%

of individuals showed improvement with interpersonal skills

100%

of individuals showed improvement with conduct


75%

of individuals showed improvement with social functioning

PROGRAM REPORT CARD: Therapeutic Behavioral Services - Napa


Program Statement

A supplemental mental health service that is available to assist Medi-Cal eligible youth who are experiencing stressful transitions or life crises. The program offers one-to-one therapeutic contact between a mental health provider and youth for a short period of time.



5

Individuals
Served




NEW
INDIVIDUALS
5
DISCHARGES
6




67%

of individuals made
progress towards their
treatment goals

Mental Health




CANS Scores



100%

of individuals
increased or
maintained
Overall Strengths



Highlights


100%

of individuals
showed
improvement with
social behaviors


PROGRAM REPORT CARD: Therapeutic Behavioral Services - Sacramento

Program Statement


A supplemental mental health service that is available to assist Medi-Cal eligible youth who are experiencing stressful transitions or life crises. The program offers one-to-one therapeutic contact between a mental health provider and youth for a short period of time.



83
Individuals
Served



**NEW
INDIVIDUALS
63
DISCHARGES
70**




94%
of individuals made
progress towards their
treatment goals

Mental Health




CANS Scores



76%
of individuals
decreased Overall
Needs in Mental
Health, Social, and
Risk Behaviors

93%
of individuals
increased or
maintained
Overall Strengths
and Resiliency



Highlights

70%
of individuals showed
improvement with
school behaviors


73%
of individuals
showed a decreased
risk for non-suicidal
self-injurious
behavior

80%
of individuals showed a
reduced risk
of engaging in self-
harm behaviors

PROGRAM REPORT CARD: **Wonder**

Program Statement

A mentoring program, which pairs foster youth (Explorers) with a mentor (Guides) who is often the single reliable presence in that youth's life. The mentors are trained to listen, support and guide each youth through fun, age-appropriate experiences in music, the arts, sports, volunteer service, dining out and nature.

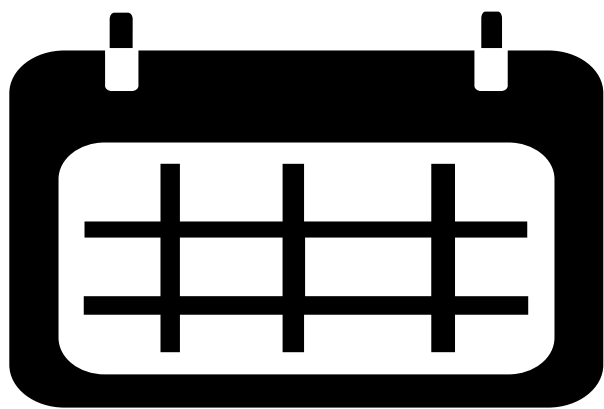


72
Total
Matches




2,791
Hours of Mentorship
took place between
Explorers and Guides

Family & Youth Empowerment



The Average Length of
Mentorship was **38 months**



HIGHLIGHTS

83%

Mentorship
experiences
contributed to
developing
confidence

85%

Mentorship
experiences
contributed to
developing a sense
of belonging

79%

Mentorship
experiences
contributed to
developing future
oriented thinking


76%

Mentorship
experiences
contributed to
developing a sense
of self worth

PROGRAM REPORT CARD: Wraparound - Community


Program Statement

The goal of the program is to achieve stable permanency for the youth, and a positive environment for all family members.



2

Individuals Served




NEW INDIVIDUALS

1

DISCHARGES


2




100%

of individuals made progress towards their treatment goals

Mental Health



CANS Scores




100%

of individuals decreased Overall Needs in Mental Health, Social, and Risk Behaviors

100%

of individuals increased or maintained Overall Strengths and Resiliency



Highlights

100%

of individuals showed improvement with social functioning

100%

of individuals showed improvement in their adjustment to trauma


100%

of individuals showed improvement in interpersonal skills

PROGRAM REPORT CARD: **Wraparound - Kaiser**

Program Statement


A program that combines a family-centered, strengths-based, needs-driven, team-driven approach that literally "wraps" services around a family with individualized, wellness-focused, and permanency driven planning and intervention for youth and families.



49
Individuals
Served




NEW
INDIVIDUALS
40
DISCHARGES
40




85%
of individuals made
progress towards their
treatment goals

Mental Health




CANS Scores



79%
of individuals
decreased
Needs in Risk
Behaviors

64%
of individuals
increased or
maintained
Overall Strengths
and Resiliency



Highlights

100%
of individuals showed
improvement with
conduct


71%
of individuals
decreased
oppositional
behaviors

82%
of individuals showed a
decreased risk for
suicide


PROGRAM REPORT CARD: **Wraparound**

Program Statement


A program that combines a family-centered, strengths-based, needs-driven, team-driven approach that literally "wraps" services around a family with individualized, wellness-focused, and permanency driven planning and intervention for youth and families.



86
Individuals
Served



**NEW
INDIVIDUALS
36
DISCHARGES
69**




95%
of individuals made
progress towards their
treatment goals

Mental Health




CANS Scores



74%
of individuals
decreased Overall
Needs in Mental
Health, Social, and
Risk Behaviors

88%
of individuals
increased or
maintained
Overall Strengths
and Resiliency



Highlights

100%
of individuals showed
improvement with
school attendance

100%
of individuals
showed
improvement with
talents and
interests

93%
of individuals
decreased risk
behaviors



Report Prepared by
Evaluations Team

